Intrusion

Products & Accessories Catalogue 2009

Answers for infrastructure.

SIEMENS

Siemens: one brand, one partner – one system – for all your security & fire safety requirements

Access Control CCTV Fire Safety Intruder Detection

Small sized applications with stand-alone intrusion system connected to a Central Monitoring Station (CMS) – small convenience store or petrol station shop

Intrusion products for this example:

IRM120C PIR & microwave detector

ADM-Q12 PIR detector

AGB600 glass break detector

MK240 door contacts

SI120 intrusion panel, up to 3 partitions and 6 verification zones

SPC4000 intrusion panel, up to 4 partitions and 32 supervised alarm zones

Medium sized applications with multi-area intrusion system and connection to own control room – large supermarket with warehouse

Intrusion products for this example:

IRM270T PIR & microwave detector with antimask

ADM-QX.12T PIR & microwave detector with antimask

AGB600 glass break detector

IS443/4 active infrared beams

SI220 intrusion panel, up to 6 partitions and 8 verification zones

SPC5000 intrusion panel, up to 16 partitions and 128 supervised alarm zones. Embedded Web server

Large and/or high-risk applications with multi-site intrusion system and central/remote monitoring – commercial bank

Intrusion products for this example:

IRO840T optical & PIR detector with range reduction and antimask

UP370T ultrasonic & PIR detector with antimask

GM730 seismic detector for ATMs

FK32 foot rail panic alarm activation

SI410 intrusion panel, up to 16 partitions and 32 verification zones

SPC6000 intrusion panel, up to 32 partitions and 512 supervised alarm zones. Embedded Web server

Table of Contents

Intrusion Detectors 1-2
Internal Motion Detectors 1-2
Product Overview 1-2
PIR Internal Motion Detectors 1-3
PIR Motion Detectors with Antimask 1-9
Dual Internal Motion Detectors 1-10
Dual Internal Motion Detectors with Antimask 1-12
PIR/Ultrasound Motion Detectors 1-13
PIR/Ultrasound Motion Detectors with Antimask 1-14
PIR/Optical Motion Detectors 1-15
PIR Ceiling Mount Motion Detectors 1-14
Wireless Detectors and Peripherals 1-18
Accessories 1-34
E-Line Detectors and Accessories 2-2
Product Overview 2-2
E-Line Detectors 2-3
Accessories 2-8
External Motion Detectors 3-2
Product Overview 3-2
PIR External Motion Detectors 3-4
Active IR Beams 3-10
Accessories 3-14
Seismic Detectors 4-2
Product Overview 4-2
Seismic Detectors 4-4
Accessories 4-8
Other Detectors 5-2
Acoustic Glass Break Detectors 5-2
Mechanical Contacts 5-3
Foot Rails 5-5
Hold-up Alarm Devices 5-6
Smoke Detectors 5-7
Intrusion Panels 6-5
SI Control Panels 6-5
SI100 6-5
SI200 6-7
SI400 6-9
SI Keypads 7-1
LCD/LED Keypads 7-1
Keypad Language Kits 7-5
SI Alarm Verification Devices 8-1
Audio and Video Verification 8-1
SI Accessories 9-1
Communication Modules 9-1
E-Bus Components 9-5
Optional Modules 9-11
Spare Parts 9-13
SPC Control Panels 10-6
SPC4000 10-6
SPC5000 10-8
SPC6000 10-10
SPC Keypads 11-1
LCD Keypads 11-1

© Siemens Switzerland Ltd 2009

SPC Accessories and Modules 12-1
Communication Modules 12-1
Optional Modules 12-3
Other Modules 12-6
Spare Parts 12-7
IC60 Control Panels 13-4
Wireless Control Panels 13-4
Wired Control Panels 13-6
IC60 Kit Packaging 14-1
Wireless and Wired Kit Packaging 14-1
IC60 Keypads, Remote Controls and Card Readers 15-1
Keypads 15-1
Remote Controls 15-2
Card Readers 15-3
IC60 Accessories 16-1
Communication and Verification Modules 16-1
Expander and Relay Modules 16-3
Vertical and Horizontal Lexan Mounting Sets 16-4
Vertical and Horizontal Buttons Mounting Sets 16-6
Other Accessories 16-8
Batteries 16-9

© Siemens Switzerland Ltd 2009

Internal Motion Detectors

Intrunet motion detectors – a world of technology and design

Passive infrared (PIR) motion detection is one of the most reliable and cost-effective technologies for protecting homes, or commercial and industrial premises. Legislation has sometimes stressed the need to further guard the intruder detection systems against false alarms – which can be addressed by combining two detection technologies in one detector. One of these technologies is invariably PIR, and the other, in most cases, either microwave or ultrasonic detection.

The Intrunet™ single and dual technology motion detectors are designed to deliver the highest false alarm immunity. With a modern design allowing for a quick and clean installation, all detectors are tamper-proof and provide highly reliable detection in all applications and environments. Siemens also offers a unique combined PIR and optical detection system, the only detector on the market with a real antiblocking feature (in accordance with EN 50131-2-2 Grade 4).

- Innovative snap-in installation
- Intelligent digital signal analysis
- Patented black triplex mirror
- Real-time antimask detection

Internal Motion Detectors
Product Overview

	IR80	IR100	IR120	IR200	IR270	IR270T
Single technology detectors						
Volume range	12 m	12 m	12 m	15 m	18 m	18 m
Curtain range	12 m	20 m	20 m	25 m	25 m	25 m
Available grades	Grade 2	Grade 2	Grade 2	Grade 2	Grade 2	Grade 3
Detection technology[1]	PIR	PIR	PIR	PIR	PIR	PIR
Optics	Fresnel lens	Blanc triplex mirror	Black triplex mirror	Black mirror	Black triplex mirror	Black triplex mirror
Application segments	Residential	Residential	Residential/ Commercial/ Industrial	Commercial/ Industrial	Commercial/ Industrial	Commercial/ Industrial/ High Risk
Pet immunity	12 kg	10 kg (20 kg[2])	20 kg (40 kg[2])			

	IRM80	IRM120	IRM270	IRM270T	UP370T	IR840T
Dual technology detectors						
Volume range	12 m	12 m	18 m	18 m	10 m (6 m with small size mirror)	15 m
Curtain range	12 m	12 m	25 m	25 m	–	15 m
Available grades	Grade 2	Grade 2	Grade 2	Grade 3	Grade 3	Grade 4
Detection technology[1]	PIR & MW	PIR & MW	PIR & MW	PIR & MW	PIR & US	PIR & ODS
Optics	Fresnel lens	Black triplex mirror	Black triplex mirror	Black triplex mirror	Black mirror	Black triplex mirror
Application segments	Residential	Commercial/ Industrial	Commercial/ Industrial	Commercial/ Industrial/ High Risk	Commercial/ Industrial/ High Risk	Commercial/ Industrial/ High Risk
Pet immunity	12 kg	20 kg				

[1] PIR: Passive Infrared; MW: Microwave; US: Ultrasound; ODS: Optical Detection System
[2] With clip



Patented black triplex mirror technology

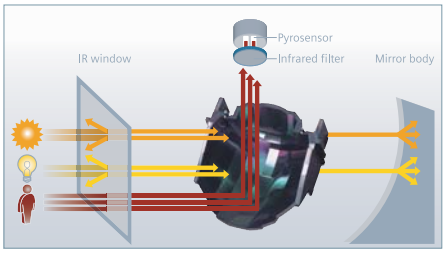

Unrivalled white light immunity



Consistent short- to long-range room coverage

The patented black triplex mirror splits the room into a 52-zone tight grid similar to a chessboard, for outstanding detection quality and false alarm immunity.

- The 52 sharply defined segments ensure that even small or very slow movements are reliably detected.

- The 4x optical zoom mirror optics with adjusted focal length allow a consistent short- to long-range coverage of the room – as a result, objects and persons are "viewed" in their real size, regardless of their distance from the detector.

- The black mirror coating delivers the most efficient absorption of white light, ensuring common sources of false alarms such as sunlight or car headlights are completely discarded.

© Siemens Switzerland Ltd 2009

Type		Order No.
IR80B	**Fresnel PIR detector, 12 m wide angle, pet immunity**	**A5Q00002067**

A single PIR detector with fresnel lens and pet immunity up to 12 kg. The IR80B offers an excellent price/performance ratio. The detector for residential application features: Safe and easy snap-in installation, special fresnel lens, sealed sensor chamber, temperature compensation and state-of the art design.

Range	12 m wide angle
Supply voltage	9 ~ 16 VDC (typical)
Current consumption	<16 mA
Alarm relay output (NO/NC)	30 VDC / 100 mA / Ri 32 Ohm NC
Tamper relay output (NO/NC)	30 VDC / 50 mA NC
Sensitivity adjustment	2 levels
Operating temperature	-20 ~ +55 °C
Housing protection (IEC529)	IP41
Max. pet weight	<12 kg
Dimensions (W x H x D)	51 x 87 x 45 mm
Weight	0.070 kg
Data sheet	006881

IR100B	**PIR detector, 12 m wide angle**	**A5Q00002206**

A unique combination of superior immunity and high detection reliability based on innovative technologies. The triplex mirror and full digital signal processing, make this detector ideal for a wide range of commercial and residential applications where pets may be present. Pet immunity up to 20 kg.

Range	12 m wide angle
Supply voltage	9 ~ 16 VDC (typical)
Current consumption	9 mA (9 mA on alarm)
Alarm relay output (NO/NC)	30 VDC / 100 mA / Ri 33 Ohm NC
Tamper relay output (NO/NC)	30 VDC / 50 mA NC
Sensitivity adjustment	2 levels
Walking speed	0.2 ~ 3 m/s
Operating temperature	-20 ~ +55 °C
Housing protection (IEC529)	IP41
Dimensions (W x H x D)	50 x 115 x 41 mm
Weight	0.080 kg
Data sheet	007443

© Siemens Switzerland Ltd 2009

Internal Motion Detectors
PIR Internal Motion Detectors

Type		Order No.
IR120..	**PIR detector, 12 m wide angle, black mirror optics** A unique combination of superior immunity and high detection reliability based on innovative technologies. Easy installation with the time-saving snap-in concept. The black triplex mirror and the full digital signal processing make this detector ideal for a wide range of commercial and residential applications where pets may be present. Range: 12 m wide angle Supply voltage: 8 ~ 16 VDC (typical) Current consumption: 6 mA (6 mA on alarm) Alarm relay output (NO/NC): 30 VDC / 100 mA / Ri 33 Ohm NC Tamper relay output (NO/NC): 30 VDC / 50 mA NC Optical system: Black triplex mirror 12 m Walk test input: Low ≤ 1.5 V / high ≥ 3.5 V Sensitivity adjustment: 4 levels Walking speed: 0.2 ~ 3 m/s Operating temperature: -20 ~ +55 °C Housing protection (IEC529): IP41 Dimensions (W x H x D): 50 x 115 x 41 mm Weight: 0.090 kg Data sheet: 007802	**IR120..**
IR120C	**PIR detector, 12 m wide angle, black mirror optics, VdS approval, pet immunity** See IR120.. for technical overview and note the additional / other specifications: Approval: VdS Class B Max. pet weight: <20 kg Data sheet: 007802	**BPZ:5403790001**
IR120MD	**PIR detector, 12 m wide angle, black mirror optics, alarm memory, pet immunity, VdS approval** See IR120.. for technical overview and note the additional / other specifications: Approval: VdS Class B Set/unset input: Low ≤ 1.5 V / high ≥ 3.5 V Max. pet weight: <20 kg Data sheet: 007803	**BPZ:5402980001**
IR120S	**PIR detector, 12 m wide angle, black mirror optics, warm ambient conditions, pet immunity** See IR120.. for technical overview and note the additional / other specifications: Max. pet weight: <12 kg Data sheet: 008119	**A5Q00001761**
IR120UL	**PIR detector, 12 m wide angle, black mirror optics, UL approval, pet immunity** See IR120.. for technical overview and note the additional / other specifications: Approval: UL Max. pet weight: <12 kg Data sheet: 008120	**A5Q00003264**

© Siemens Switzerland Ltd 2009

Type		Order No.
IR120LSN	**PIR detector, 12 m wide angle, black mirror, LSN, VdS approval, pet immunity** See IR120.. for technical overview and note the additional / other specifications: Bus connection for: LSN Approval: VdS Class B Max. pet weight: <20 kg Data sheet: 003995	**BPZ:5628940001**
IR200..	**PIR detector, 15 m wide angle** An attractive design, time-saving installation, reliable detection and out- standing immunity make this detector ideal for industrial and commer-cial applications, as well as for more demanding and sophisticated applica-tions in the residential sector. Supply voltage: 8 ~ 16 VDC (typical) Current consumption: 7 mA (16 mA on alarm) Alarm relay output (NO/NC): 30 VDC / 100 mA / Ri 32 Ohm NC Tamper relay output (NO/NC): 30 VDC / 50 mA NC Optical system: Black mirror 15 m Walk test input: Low ≤ 1.5 V / high ≥ 3.5 V Sensitivity evaluation mode: 4 settings Walking speed: 0.2 ~ 3 m/s (wide angle) Operating temperature: -20 ~ +55 °C Housing protection: IP41 Dimensions (W x H x D): 55 x 135.5 x 45 mm Weight: 0.144 kg	**IR200..**
IR200C-II	**PIR detector, 15 m wide angle** See IR200.. for technical overview and note the additional / other specifications: Range: 15 m wide angle Data sheet: 007531	**BPZ:5619210001**
IR200CD	**PIR detector, 15 m wide angle , VdS approval** See IR200.. for technical overview and note the additional / other specifications: Range: 15 m wide angle Approval: VdS Class B Data sheet: 007778	**BPZ:5193710001**
IR200ME	**PIR detector, 15 m wide angle, set/unset input; VdS approval** See IR200.. for technical overview and note the additional / other specifications: Range: 15 m wide angle Set/unset input: Low ≤ 1.5 V / high ≥ 3.5 V Electronic output: During alarm => 0 V (open collec-tor) Approval: VdS Class B Data sheet: 007778	**BPZ:5193680001**

© Siemens Switzerland Ltd 2009

Internal Motion Detectors
PIR Internal Motion Detectors

Type		Order No.
IR200LSN	**PIR detector, 15 m wide angle, VdS approval, LSN** See IR200.. for technical overview and note the additional / other specifications: Range: 15 m wide angle Approval: VdS Class B Bus connection for: LSN Data sheet: 007531	**BPZ:5499560001**
IR270..	**PIR detector, 18 m wide angle** See IR270.. for technical overview and note the additional / other specifications: A unique combination of immunity to false alarms and maximum detection reliability make this detector ideal for a wide range of applications, including commercial and industrial premises, large private houses and public buildings. Supply voltage: 8 ~ 16 VDC (typical) Current consumption: 2.8 mA (<12 mA on alarm) Alarm relay output (NO/NC): 30 VDC / 100 mA / Ri 45 Ohm NC Tamper relay output (NO/NC): 30 VDC / 100 mA NC Optical system: Black triplex mirror 18 m Walk test input: Low ≤ 1.5 V / high ≥ 3.5 V Sensitivity evaluation mode: 4 settings Walking speed: 0.2 ~ 4 m/s Operating temperature: -20 ~ +55°C Housing protection: IP41 Dimensions (W x H x D): 55 x 135.5 x 50 mm Weight: 0.150 kg	**IR270..**
IR270C	**PIR detector, 18 m wide angle** See IR270.. for technical overview and note the additional / other specifications: Range: 18 m wide angle Data sheet: 007752	**BPZ:5714870001**
IR270MD	**PIR detector, 18 m wide angle, VdS approval** See IR270.. for technical overview and note the additional / other specifications: Range: 18 m wide angle Approval: VdS Class B Set/unset input: Low ≤ 1.5 V / high ≥ 3.5 V Data sheet: 006895	**A5Q00001864**

© Siemens Switzerland Ltd 2009

Type		Order No.
IR31xC..	**PIR detector, 18 m wide angle / 50 m long range curtain** An attractive design, time-saving installation, reliable detection and creep zone protection make this detector ideal for industrial, public and commercial applications. Supply voltage: 10 ~ 16 VDC (typical) Current consumption: 12 mA (29 mA on alarm) Alarm relay output (NO/NC): 30 VDC / 100 mA / Ri 33 Ohm NC Tamper relay output (NO/NC): 30 VDC / 50 mA NC Walk test input: Low ≤ 1.5 V / high ≥ 3.5 V Sensitivity evaluation mode: 2 settings Operating temperature: -20 ~ +55 °C Housing protection: IP41 Dimensions (W x H x D): 86 x 192 x 97 mm Weight: 0.380 kg	**IR31xC..**
IR310C	**PIR detector, 18 m wide angle** See IR31xC.. for technical overview and note the additional / other specifications: Area coverage: 18 m / 20 zones Data sheet: 007811	**BPZ:4455550001**
IR312C	**PIR detector, 50 m long range curtain** See IR31xC.. for technical overview and note the additional / other specifications: Area coverage: 50 m / 10 zones Data sheet: 007811	**BPZ:4459660001**
IR31xCD..	**PIR detector, 18 m wide angle / 50 m long range curtain, VdS approval** An attractive design, time-saving installation, reliable detection and creep zone protection make this detector ideal for industrial, public and commercial applications. Supply voltage: 10 ~ 16 VDC (typical) Current consumption: 12 mA (29 mA on alarm) Alarm relay output (NO/NC): 30 VDC / 100 mA / Ri 33 Ohm NCNC Tamper relay output (NO/NC): 30 VDC / 50 mA NC Walk test input: Low ≤ 1.5 V / high ≥ 3.5 V Sensitivity evaluation mode: 2 settings Operating temperature: -20 ~ +55 °C Housing protection: IP41 Dimensions (W x H x D): 86 x 192 x 97 mm Weight: 0.400 kg Approval: VdS Class B	**IR31xCD..**
IR310CD	**PIR detector, 18 m wide angle, VdS approval** See IR31xCD.. for technical overview and note the additional / other specifications: Area coverage: 50 m / 10 zones Data sheet: 007812	**BPZ:4463630001**

© Siemens Switzerland Ltd 2009

Internal Motion Detectors
PIR Internal Motion Detectors

Type		Order No.
IR312CD	**PIR detector, 50 m long range curtain, VdS approval** See IR31xCD.. for technical overview and note the additional / other specifications: Area coverage: 50 m / 10 zones Data sheet: 007812	**BPZ:4462110001**
IR31xMD..	**PIR detector, 18 m wide angle / 50 m long range curtain, alarm memory** An attractive design, time-saving installation, reliable detection and creep zone protection make this detector ideal for industrial, public and commercial applications. Supply voltage: 8 ~ 16 VDC (typical) Current consumption: 4.5 mA / 26 mA (at 12 VDC) Alarm relay output (NO/NC): 30 VDC / 100 mA / Ri 33 Ohm NC Electronic output: During alarm => 0 V (open collector) Tamper relay output (NO/NC): 30 VDC / 50 mA NC Walk test input: Low ≤ 1.5 V / high ≥ 3.5 V Sensitivity evaluation mode: 2 settings Operating temperature: -20 ~ +55 °C Housing protection: IP41 Dimensions (W x H x D): 86 x 192 x 97 mm Weight: 0.395 kg	**IR31xMD..**
IR310MD	**PIR detector, 18 m wide angle** See IR31xMD.. for technical overview and note the additional / other specifications: Area coverage: 18 m / 20 zones Data sheet: 007813	**BPZ:4459080001**
IR312MD	**PIR detector, 50 m long range curtain** See IR31xMD.. for technical overview and note the additional / other specifications: Area coverage: 50 m / 10 zones Data sheet: 007813	**BPZ:4461010001**

© Siemens Switzerland Ltd 2009

Internal Motion Detectors
PIR Motion Detectors with Antimask

Type		Order No.

IR270T

PIR detector, 18 m wide angle with real-time antimask surveillance

BPZ:5627130001

A unique combination of immunity to false alarms and maximum detection reliability make this detector ideal for a wide of applications, including commercial and industrial premises, large private houses and public buildings.

Supply voltage	8 ~ 16 VDC (typical)
Current consumption	2.8 mA (<12 mA on alarm)
Alarm relay output (NO/NC)	30 VDC / 100 mA / Ri 45 Ohm NC
Tamper relay output (NO/NC)	30 VDC / 100 mA NC
Antimask relay output (NO/NC)	30 VDC / 100 mA NC
Optical system	Black triplex mirror 18 m
Walk test input	Low ≤ 1.5 V / high ≥ 3.5 V
Sensitivity evaluation mode	4 settings
Walking speed	0.1 ~ 4 m/s (wide angle)
Operating temperature	-20 ~ +55 °C
Housing protection	IP41
Dimensions (W x H x D)	55 x 135.5 x 50 mm
Weight	0.150 kg
Data sheet	006894
Approval	VdS Class C

IR270CT

PIR detector, 18 m wide angle with real-time antimask surveillance for warm ambient conditions

A5Q00003273

A unique combination of immunity to false alarms and maximum detection reliability make this detector ideal for a wide range of applications, including commercial and industrial premises, large private houses and public buildings.

Supply voltage	8 ~ 16 VDC (typical)
Current consumption	3.2 mA (<12 mA on alarm)
Alarm relay output (NO/NC)	30 VDC / 100 mA / Ri 45 Ohm NC
Tamper relay output (NO/NC)	30 VDC / 100 mA NC
Antimask relay output (NO/NC)	30 VDC / 100 mA NC
Optical system	Black triplex mirror 18 m
Walk test input	Low ≤ 1.5 V / high ≥ 3.5 V
Sensitivity evaluation mode	4 settings
Walking speed	0.1 ~ 4 m/s (wide angle)
Operating temperature	-20 ~ +55 °C
Housing protection	IP41
Dimensions (W x H x D)	55 x 135.5 x 50 mm
Weight	0.150 kg
Data sheet	007753

© Siemens Switzerland Ltd 2009

Internal Motion Detectors
Dual Internal Motion Detectors

Type		Order No.
IRM80	**Fresnel PIR/MW motion detector, 12 m wide angle** The IRM80 enables reliable recognition of intruders thanks to a sophisticated digital signal processing and the interconnection between the microwave and passive infrared sections. The detector's design can easily be incorporated into any surrounding. Range: 12 m Supply voltage: 8 ~ 16 VDC (typical) Current consumption: 4.5 mA (18 mA on alarm) Alarm relay output (NO/NC): 30 VDC / 100 mA / 45 Ohm NC Tamper relay output (NO/NC): 30 VDC / 50 mA NC Microwave (MW): 2.45 GHz Sensitivity adjustment: 2 levels Operating temperature: -20 ~ +55 °C Housing protection (EN 60529): IP41 Dimensions (W x H x D): 87 x 51 x 45 mm Weight: 0.100 kg Data sheet: 008559	**BPZ:5716780001**
IRM120..	**PIR/MW motion detector, 12 m wide angle** The detector's design is easily incorporated into any surrounding. Because two detection systems are used. This detector suits demanding applications. It can be simply adapted to any room size and it offers pet immunity up to 20 kg. Supply voltage: 8 ~ 16 VDC (typical) Current consumption: 7.5 mA (20 mA on alarm) Microwave (MW): 2.45 GHz Alarm relay output (NO/NC): 30 VDC / 100 mA / Ri 45 Ohm NC Alarm holding time: 2 ~ 3 s Tamper relay output (NO/NC): 30 VDC / 100 mA NC Control input: Low ≤ 1.5 V / high ≥ 3.5 V Walking speed: 0.2 ~ 3 m/s volumentric, 0.2 ~ 4 m/s curtain Operating temperature: -20 ~ +55 °C Dimensions (W x H x D): 115 x 50 x 41 mm Air humidity (EN 60721): < 95% rH, non-condensing EMC up to 2 GHz: 30 V/m Weight: 0.120 kg	**IRM120..**
IRM120C	**PIR/MW motion detector, 12 m wide angle** See IRM120.. for technical overview and note the additional / other specifications: Range: 12 m wide angle Data sheet: 008261	**A5Q00004068**
IRM120MD	**PIR/MW motion detector, 12 m wide angle, VdS approval** See IRM120.. for technical overview and note the additional / other specifications: Range: 12 m wide angle Approval: VdS Class B Data sheet: 008252	**A5Q00001997**

© Siemens Switzerland Ltd 2009

Type		Order No.
IRM270..	**PIR/MW motion detector, 18 m wide angle** Reliable recognition of intruders is ensured thanks to sophisticated digital signal processing and interconnection between the microwave and passive infrared sections. To achieve this, both subsystems are subject to a multi-criteria analysis, and any unwanted interference is recognized and suppressed by the individual subsystems. Range: 18 m Supply voltage: 8 ~ 16 VDC (typical) Current consumption: 7.5 mA (13 mA on alarm) Alarm relay output (NO/NC): 30 VDC / 100 mA / Ri 33 Ohm NC Alarm holding time: 2 ~ 3 s Tamper relay output (NO/NC): 30 VDC / 50 mA NC Control input: Low ≤ 1.5 V / high ≥ 3.5 V Walking speed: 0.2 ~ 4 m/s Operating temperature: -20 ~ +55 °C Dimensions (W x H x D): 136 x 55 x 57 mm Air humidity (EN 60721): < 95% rH, non-condensing EMC up to 2 GHz: 30 V/m Weight: 0.120 kg	**IRM270..**
IRM270C	**PIR/MW motion detector, 18 m wide angle, 10.525 GHz** See IRM270.. for technical overview and note the additional / other specifications: Microwave (MW): 10.525 GHz Data sheet: 008556	**A5Q00007825**
IRM270MD	**PIR/MW motion detector, 18 m wide angle, 9.35 GHz, VdS approval** See IRM270.. for technical overview and note the additional / other specifications: Microwave (MW): 9.35 GHz Approval: VdS Class B Data sheet: 008528	**A5Q00002671**
IRM270CFR	**PIR/MW motion detector, 18 m wide angle, 9.9 GHz** See IRM270.. for technical overview and note the additional / other specifications: Microwave (MW): 9.9 GHz Data sheet: 008557	**A5Q00007831**
IRM270CUK	**PIR/MW motion detector, 18 m wide angle, 10.687 GHz** See IRM270.. for technical overview and note the additional / other specifications: Microwave (MW): 10.687 GHz Data sheet: 008558	**A5Q00007840**

© Siemens Switzerland Ltd 2009

Internal Motion Detectors
Dual Internal Motion Detectors with Antimask

Type		Order No.
IRM270T..	**PIR/MW motion detector with real-time antimask surveillance, 18 m wide angle** Reliable recognition of intruders is ensured thanks to sophisticated digital signal processing and interconnection between the microwave and passive-infrared sections. To achieve this, both subsystems are subject to a multi-criteria analysis, and any unwanted interference is recognized and suppressed by the individual subsystems. Range: 18 m wide angle Supply voltage: 9 ~ 16 VDC (12 V nominal) Current consumption: 8.0 mA (15 mA on alarm) Alarm relay output (NO/NC): 30 VDC / 100 mA / Ri 35 Ohm NC Alarm holding time: 2 ~ 3 s Tamper relay output (NO/NC): 30 VDC / 100 mA NC Antimask relay output (NO/NC): 30 VDC / 100 mA NC Control input: Low ≤ 1.5 V / high ≥ 3.5 V Walking speed: 0.1 ~ 4.0 m/s Operating temperature: -20 ~ +55 °C Dimensions (W x H x D): 136 x 55 x 57 mm EMC up to 2 GHz: 30 V/m Weight: 0.130 kg	**IRM270T..**
IRM270CT	**PIR/MW motion detector with real-time antimask surveillance, 18 m wide angle, 10.525 GHz** See IRM270T.. for technical overview and note the additional / other specifications: Microwave (MW): 10.525 GHz Data sheet: 008970	**A5Q00007851**
IRM270T	**PIR/MW motion detector with real-time antimask surveillance, 18 m wide angle, 9.35 GHz** See IRM270T.. for technical overview and note the additional / other specifications: Microwave (MW): 9.35 GHz Data sheet: 008969	**A5Q00002416**
IRM270CTFR	**PIR/MW motion detector with real-time antimask surveillance, 18 m wide angle, 9.9 GHz** See IRM270T.. for technical overview and note the additional / other specifications: Microwave (MW): 9.9 GHz Data sheet: 008972	**A5Q00007891**
IRM270CTUK	**PIR/MW motion detector with real-time antimask surveillance, 18 m wide angle, 10.687 GHz** See IRM270T.. for technical overview and note the additional / other specifications: Microwave (MW): 10.687 GHz Data sheet: 008971	**A5Q00007894**

© Siemens Switzerland Ltd 2009

Type		Order No.
UP370..	**PIR/US detector, 10 m wide angle** Attractive design, reliable motion detection and excellent immunity to disturbances make the UP370.. ideal for demanding commercial, industrial and high-security applications. Supply voltage: 8 ~ 16 VDC (typical) Real-time signal evaluation: By ultrasound and active infrared Alarm relay output (NO/NC): 30 VDC / 100 mA / Ri 32 Ohm NC Tamper relay output (NO/NC): 30 VDC / 100 mA NC Control input: Low ≤ 1.5 V / high ≥ 3.5 V Sensitivity adjustment: 4 settings Walking speed: 0.1 ~ 4 m/s Operating temperature: -20 ~ +55°C Housing protection (EN 60529): IP41 Dimensions (W x H x D): 70 x 170 x 63 mm Weight: 0.220 kg	**UP370..**
UP370C	**PIR/US detector, 10 m wide angle** See UP370.. for technical overview and note the additional / other specifications: Range: 10 m wide angle Data sheet: 007804	**BPZ:5198180001**
UP370MD	**PIR/US detector, 10 m wide angle, VdS approval** See UP370.. for technical overview and note the additional / other specifications: Range: 10 m wide angle Approval: VdS Class B Data sheet: 007805	**BPZ:5198210001**

© Siemens Switzerland Ltd 2009

Internal Motion Detectors
PIR/Ultrasound Motion Detectors with Antimask

Type		Order No.
UP370T..	**PIR/US detector with real-time antimask surveillance** Appealing design, reliable motion detection, professional antimask surveillance and excellent immunity to disturbances make this detector ideal for demanding commercial, industrial and high-security applications. Current consumption: 18 mA (34 mA on alarm) Real-time signal evaluation: By ultrasound and active infrared Range: 10 m wide angle Supply voltage: 8 ~ 16 VDC (typical) Alarm relay output (NO/NC): 30 VDC / 100 mA / Ri 45 Ohm NC Tamper relay output (NO/NC): 30 VDC / 100 mA NC Antimask relay output (NO/NC): 30 VDC / 100 mA NC Control input: Low ≤ 1.5 V / high ≥ 3.5 V Sensitivity adjustment: 4 settings Walking speed: 0.1 ~ 4 m/s Operating temperature: -20 ~ +55 °C Housing protection (EN 60529): IP41 Dimensions (W x H x D): 70 x 170 x 63 mm Weight: 0.220 kg	**UP370T..**
UP370T	**PIR/US detector with real-time antimask surveillance, 10 m wide angle, VdS approval** See UP370T.. for technical overview and note the additional / other specifications: Approval: VdS Class C Data sheet: 007806	**BPZ:5199990001**
UP370TLSN	**PIR/US detector with real-time antimask surveillance, 10 m wide angle, VdS approval, LSN** See UP370T.. for technical overview and note the additional / other specifications: Approval: VdS Class C Bus connection for: LSN	**BPZ:5397880001**

© Siemens Switzerland Ltd 2009

Type		Order No.
IRO840T	**Dual motion detector with real-time antimask surveillance, 15 m wide angle, VdS approval** Eyetec is a 15 m dual motion detector featuring a unique combination of PIR technology and the optical detection system (ODS). Antimasking and the novel antiblocking capability enable Eyetec to meet stringent EN 50131-Grade 4 requirements. Range: 15 m Supply voltage: 8 ~ 16 VDC (typical) Current consumption: 18 mA (32 mA on alarm) Alarm relay output (NO/NC): 30 VDC / 100 mA NC / Ri 45 Ohm NC Alarm holding time: 2 ~ 3 s Tamper relay output (NO/NC): 30 VDC / 100 mA NC Antimask relay output (NO/NC): 30 VDC / 100 mA NC Control input: Low ≤ 1.5 V / high ≥ 3.5 V Walking speed: 0.1 ~ 4 m/s Operating temperature: -10 ~ +55 °C Dimensions (W x H x D): 170 x 70 x 80 mm Air humidity (EN 60721): < 95% rH, non-condensing EMC up to 2 GHz: 30 V/m Approval: VdS Class C Weight: 0.230 kg Data sheet: 008432	**A5Q00003034**
IRO480T SW accessory set	**SW accessory set** With the IRO SW accessory set it is easy to exclude areas from surveillance, define exit routes allowing only a specific moving direction. Pictures stored before, during and after an alarm event can be easily downloaded. Required memory on hard disk: ca 25 MB Operating system: Windows / 98 / 2000 / NT 4.0 / XP Computer: Pentium 166 MHz or faster, with at minimum 40 MB RAM	**A5Q00004266**

Internal Motion Detectors
PIR Ceiling Mount Motion Detectors

Type		Order No.
IR261	**PIR for ceiling**	**BPZ:5667770001**

IR261 ceiling-mounted passive infrared detector offers a detection coverage of 360°.

Range	18 m diameter / 360°
Supply voltage	10.5 ~ 18 VDC (typical)
Current consumption	< 35 mA
Alarm relay output (NO/NC)	30 VDC / 250 mA / Ri 3.30 Ohm NC
Sensitivity adjustment	4 levels
Operating temperature	-15 ~ +55 °C
Humidity (EN60721)	< 95% rF, non-condensing
Housing protection (IEC529)	IP41
Dimensions (Ø x H)	120 x 47 mm
Weight	0.130 kg
Data sheet	007776

© Siemens Switzerland Ltd 2009

Intrunet motion detectors

Proven performance, detection reliability and false alarm immunity ...

... in all environments, from quiet to harsh.

Internal Motion Detectors
Wireless Compatibility Overview

		IC60			
		IC60W-10	IC60WA-10	IC60-8	IC60M-8
	Wireless interfaces	SiWay as standard		IRFW6-10 SiWay module	
		IRFW6-12 Si2Way module			
ADM-I12W1 12 m wide-angle PIR detector (SiWay)	▪ 6 to 18 m adjustable range (12 m default) ▪ Up to 25 m continuous curtain range (optional) ▪ User selectable pet immunity (15/25 kg)	■	■	■	■
IR60W6-10 12 m wide-angle PIR detector (SiWay)	▪ Sealed sensor chamber with temperature compensation ▪ 2 sensitivity settings	■	■	■	■
IR160W6-10 18 m wide-angle PIR detector (SiWay)	▪ Siemens patented black triplex mirror ▪ Look down zone (or 30 m continuous curtain) ▪ Optimum white light filtering ▪ Temperature compensation	■	■	■	■
IR65W6-10 360° ceiling PIR detector (SiWay)	▪ 20 m diam. or 310 m² coverage ▪ Housing protection against insects/draughts ▪ 2 sensitivity settings	■	■	■	■
IMKW6-10 Door/window contact (SiWay)	▪ Interface for external contacts ▪ Slim design ▪ Can be used with other systems (water, heating)	■	■	■	■
IGBW6-10 Acoustic glass break detector (SiWay)	▪ Operating radius up to 6 m ▪ For normal, tempered, laminate, wired and armour-coated glass ▪ Outstanding signal analysis (2 settings)	■	■	■	■
IOPW6-11 60 m² Smoke detector (SiWay)	▪ EN 14604:2005 and VdS-approved ▪ Integrated sounder and test button ▪ Optical smoke chamber with detection algorithms	■	■	■	■
IWFW6-10 Flood detector (SiWay)	▪ Sensor cable with adjustable length up to 2 m ▪ Very small and compact ▪ Low battery warning signal	■	■	■	■
IRCW6-11 Remote control (SiWay)	▪ Extremely compact and slim design ▪ Arm/disarm/part-arm functions ▪ Panic button and freely programmable key ▪ Exchangeable Lithium battery	■	■	■	■
IKPW6-10 LED Keypad (SiWay)	▪ LED indication (error/program, low battery) ▪ Arm/disarm/stay functionality ▪ Code arming	■	■	■	■
ISRW6-12 Outdoor siren (Si2Way)	▪ Bi-directional wireless communication ▪ User-selectable siren and flash cut-off times ▪ Tamper/tear-off protection	■	■	■	■

*The IEGW6-12 is compatible with selected Intrunet SI series panel and firmware versions. Please contact your sales representative for more information.

© Siemens Switzerland Ltd 2009

Internal Motion Detectors
Wireless Compatibility Overview

Intrunet SI series*				Intrunet SPC series		
SI1xx	SI2xx	SI3xx	SI4xx	SPC4000	SPC5000	SPC6000
IEGW6-12 SiWay/Si2Way E-Bus gateway Max. number of gateways/system:				**SPCW130** SiWay external X-BUS gateway	**SPCW110** SiWay internal RF kit	**SPCK422** LCD keypad with SiWay RF module
1	3	3/4	4			
■	■	■	■	■	■	■
■	■	■	■	■	■	■
■	■	■	■	■	■	■
■	■	■	■	■	■	■
■	■	■	■	■	■	■
■	■	■	■	■	■	■
■	■	■	■	■	■	■
■	■	■	■	■	■	■
■	■	■	■	■	■	■
■	■	■	■	■	■	■
■	■	■	■	■	■	■

© Siemens Switzerland Ltd 2009

Intrunet wireless detectors & peripherals

Expert intrusion detection goes wireless ...

... for maximum installation flexibility.

Type		Order No.
ADM-I12W1	**Wireless Fresnel PIR detector, 12 m wide angle**	**S54538-F105-A100**

The ADM-I12W1 is a wireless passive infrared detector with high precision Fresnel optics and a wide range of functionalities as pet immunity and flexible sensitivity adjustments.

Identification	Unique ID serial number - 24 bit
Max. pet weight	12 / 30 kg
Transmission output	Alarm, tamper, test, supervision, low battery
Battery	Lithium, 3 VDC, Type: xx123 Size: 2/3 AA
Frequency	868 MHz
Optical system	Fresnel
Wireless module range	Up to 300 m at open space
Wireless protocol	SiWay
Operating temperature	-10 ~ +50 °C
Tamper	
Standard / approval	EN 50131-5-3, EN 50131-2-2 Grade 2
Dimensions (W x H x D)	62 x 121 x 40 mm
Weight	0.090 kg

IR60W6-10	**Wireless PIR detector, Fresnel lens, incl. battery**	**A5Q00013959**

The ergonomic and discrete design, which fits to every environment combined with progressive signal evaluation, proves the detector to be ideal for the design sensitive residential sector. The functional mounting plate enables wall, 45° and corner mounting without accessories.

Area coverage	12 m
Identification	Unique ID serial number - 24 bit
Mounting and function test	Walk test & alarm transmission test by tamper contact or magnet
Transmission output	Alarm, tamper, test, supervision, low battery
Battery	Lithium 3 V Type: xx123 Size: 2/3 AA
Lens	Fresnel
Frequency	868 MHz
Wireless module range	Up to 300 m at open space
Communication protocol	SiWay
Current consumption	Standby: 8 - 12 µA Max. 15 mA
Operating temperature	-10 ~ +50 °C
Storage temperature	-20 ~ +60 °C
Humidity (EN60721)	<85% r.h., no condensation
Housing protection (EN 60529)	IP41/ IK02
EMI rejection	Up to 2 GHz: >10 V/m
Housing material	ABS - V0
Tamper	Backside
Dimensions (W x H x D)	57 x 120 x 44 mm
Weight	(incl. battery) 0.106 kg

© Siemens Switzerland Ltd 2009

Internal Motion Detectors
Wireless Detectors and Peripherals

Type		Order No.
IR160W6-10	**Wireless PIR detector, black triplex mirror, incl. battery**	**A5Q00013963**

The IR160W6-10 is a passive infrared detector with black triplex mirror. The versatile housing allows wall and corner installation without accessories. A look down zone for crawl protection and uniform sensitivity in the 'chessboard' zone pattern guarantee a high level of detection reliability. The multi-criteria signal analysis system differentiates intelligently and reliably between intruders and disturbance signals.

Area coverage	18 m / 30 m
Identification	Unique ID serial number - 24 bit
Max. pet weight	Not pet immune
Mounting and function test	Walk test & alarm transmission test by tamper contact or magnet
Transmission output	Alarm, tamper, test, supervision, low battery (30 days in advance)
Battery	Lithium 3 V Type: xx123 Size: 2/3 AA
Frequency	868 MHz
Wireless module range	Up to 300 m at open space
Communication protocol	SiWay
Current consumption	Standby: 8 - 12 µA Max. 16 mA
Operating temperature	-10 ~ +50 °C
Storage temperature	-20 ~ +60 °C
Humidity (EN60721)	<85% r.h., no condensation
Housing protection (EN 60529)	IP4 / IK02
EMI rejection	Up to 2 GHz: >10 V/m
Housing material	ABS - V0
Tamper	Backside
Standard / approval	EN 50131-2-2 Grade 2 Class II
Dimensions (W x H x D)	55 x 136 x 57 mm
Weight	(incl. battery) 0.120 kg
Data sheet	009521

© Siemens Switzerland Ltd 2009

Type		Order No.
IR65W6-10	**Wireless ceiling PIR detector, incl. battery**	**A5Q00013965**

The IR65W6-10 is a wireless passive infrared detector for ceiling mounting. Fast installation, appealing design and 360° detection make this detector ideal detector for monitoring large rooms such as spacious living rooms, small shops, offices or even corridors and warehouses.

Area coverage	20 m Ø (310 m^2) at 3.6 m height
Identification	Unique ID serial number - 24 bit
Mounting and function test	Walk test & alarm transmission test by external magnet
Transmission output	Alarm, tamper, test, supervision, low battery (in advance)
Battery	Lithium 3 V Type: xx123 Size: 2/3 AA
Lens	Spherical hard lens
Frequency	868 MHz
Wireless module range	Up to 300 m at open space
Communication protocol	SiWay
Current consumption	Standby: 12 µA Max. 35 mA
Operating temperature	-10 ~ +50 °C
Storage temperature	-20 ~ +60 °C
Humidity (EN60721)	<85% r.h., no condensation
Housing protection (EN 60529)	IP41/ IK02
EMI rejection	>10 V/m (up to 2 GHz)
Housing material	ABS - V0
Dimensions	131 Ø x 57 mm
Weight	(incl. battery) 0.175 kg
Data sheet	A6V10098281

© Siemens Switzerland Ltd 2009

Type		Order No.
IMKW6-10	**Wireless door/window contact, incl. battery**	**A5Q00013961**

The ergonomic and discrete design, which fits to every environment, as well as the additional wired input for external contacts, proves the sensor to be ideal for the design sensitive residential sector. Through the external wired input all sorts of devices can be integrated into the security, e.g. alarm signals from your heating system, fridge temperature control, oil tank lead sensors, gas detector etc.

Area coverage	1 door or window
Identification	Unique ID serial number - 24 bit
Mounting and function test	Alarm transmission test by tamper contact or magnet
Transmission output	Alarm, tamper, test, supervision, low battery
Battery	Lithium 3,6 V Type: XL-050F Size: 1/2AA
Frequency	868 MHz
Wireless module range	Up to 300 m at open space
Communication protocol	SiWay
Current consumption	Standby: 5 µA Max. 16 mA
Operating temperature	-10 ~ +50 °C
Storage temperature	-10 ~ +50 °C
Humidity (EN60721)	<85% r.h., non condensing
Housing protection (EN 60529)	IP41/ IK02
EMI rejection	Up to 2 GHz: >10 V/m
Housing material	ABS - V0
Tamper	Backside
Dimensions (W x H x D)	35 x 87 x 25 mm
Weight	(incl. battery) 0.040 kg
Data sheet	009565

© Siemens Switzerland Ltd 2009

Type		Order No.
IGBW6-10	**Wireless glass break detector, incl. battery**	**A5Q00013964**

The IGBW6-10 is a highly effective acoustic off-glass wireless glass break detector with a unique signal analysis based on a neuronal network, offering maximum detection reliability and high false alarm immunity. It is ideal for a wide range of applications, including commercial and residential premises. The IGBW6-10 is compatible with tempered, laminate wired and armour-coated window glass.

Area coverage	Standard window glass: 6 m radius Armour coated window glass: 3 m radius
Sensitivity	2 levels
Identification	Unique ID serial number - 24 bit
Mounting and function test	Alarm transmission test by tamper contact or glass break simulator
Transmission output	Alarm, tamper, test, supervision, low battery
Battery	Lithium 3 V Type: xx123 Size: 2/3 AA
Frequency	868 MHz
Wireless module range	Up to 300 m at open space
Communication protocol	SiWay
Current consumption	Standby: 15 µA Max. 35 mA
Operating temperature	-10 ~ +50 °C
Storage temperature	-20 ~ +60 °C
Humidity (EN60721)	<85% r.h., no condensation
Housing protection (EN 60529)	IP41/ IK02
EMI rejection	Up to 2 GHz: >10 V/m
Housing material	ABS - V0
Tamper	Backside
Dimensions (W x H x D)	110 x 72 x 35 mm
Weight	(incl. battery) 0.110 kg
Data sheet	A6V10098285

© Siemens Switzerland Ltd 2009

Type		Order No.
IOPW6-11	**Wireless smoke detector, incl. battery, VdS approval**	**S54538-F101-A100**

With its ergonomic and discrete design, which fits to every environment, and progressive signal evaluation, this wireless smoke detector is ideal for the design sensitive residential sector. The detector has an optical smoke chamber based on the "photoelectric scattered light" principle, through which it reliably tracks the development of smoke. The alarm is triggered both optically and acoustically by the device itself (stand-alone mode), and the alarm is wirelessy transmitted to the control panel.
Scope of delivery
The associated radio module is supplied with the IOPW6-11. The two units must be assembled together during the installation.

Area coverage	Max. 60 m^2
Identification	Unique ID serial number - 24 bit
Mounting and function test	Alarm transmission test by tamper contact / self test by front test button
Installation height	Max. 3 m
Operating LED output	LED flash once every approx. 50 s
Sound level	Built-in >85 dB at 3 m distance
Transmission output	Alarm, tamper (test), supervision, low battery
Battery	3 x Alkaline 1.5 V Type: LR6 Size: AA
Frequency	868 MHz
Wireless module range	Up to 300 m at open space
Communication protocol	SiWay
Current consumption	Standby: typically ca. 40 µA Max. 410 mA
Operating temperature	-10 ~ +50 °C
Storage temperature	-20 ~ +60 °C
Humidity (EN60721)	<85% r.h., no condensation
Housing protection (EN 60529)	IP30
EMI rejection	>10 V/m (up to 2 GHz)
Tamper	Backside
Standard / approval	EN 14604:2005 / VdS approval
Dimensions	120 Ø x 44 mm
Weight	(incl. battery and module) 0.240 kg
Data sheet	A6V10098277

© Siemens Switzerland Ltd 2009

Type		Order No.
IWFW6-10	**Wireless flood detector, incl. battery**	**A5Q00020287**

The flood detector detects liquids (with electric conductivity) and enables the alarm system to detect water leaking (e.g. from the heating system, in the cellar, bathroom).

Area coverage	Sensor cable IP65 - max. 2 m
Identification	Unique ID serial number - 24 bit
Mounting and function test	Short the contact on sensor cable
Transmission output	Alarm, supervision, low battery
Battery	Lithium 3,6 V Type: XL-050F Size: 1/2AA
Frequency	868 MHz
Wireless module range	Up to 300 m in open space
Communication protocol	SiWay
Current consumption	Standby: 8 µA Max. 26 mA
Operating temperature	-10 ~ +50 °C
Storage temperature	-20 ~ +60 °C
Humidity (EN60721)	<85% r.h., no condensation
Housing protection (EN 60529)	IP41/ IK02
EMI rejection	Up to 2 GHz: >10 V/m
Dimensions (W x H x D)	27 x 124 x 28 mm
Weight	(incl. battery) 0.10 kg
Data sheet	A6V10098273

IRCW6-11 — **Multifunctional remote control** — **S54543-F109-A100**

The Intrunet wireless multifunctional remote control in stylish white color is smaler than a credit card and only a few millimeters thick. Besides common functions such as set, unset and part set, the remote control includes a programmable key for user-defined functions as well as an emergency function (panic alarm). Furthermore, batteries can easily be exchanged for maximum product life duration.

Power supply	Rechargeable battery
Current consumption	Standby: <1 mA Max.: 28 mA
Battery	Lithium 3 V Type: CR2032
Frequency	868 MHz
Range	100 m at open space
Communication protocol	SiWay
Events	Set, unset, part set, optional: panic, control
Humidity (EN60721)	<85% r.h., no condensation
Housing protection (EN 60529)	IP41 / IK02
Operating temperature	-10 ~ +50 °C
Dimensions (W x H x D)	30 x 57 x 13 mm
Weight	0.01 kg
Data sheet	009093

© Siemens Switzerland Ltd 2009

Internal Motion Detectors
Wireless Detectors and Peripherals

Type		Order No.
IKPW6-10	**Wireless LED keypad**	**S54543-F107-A103**

The IKPW6-10 is a wireless keypad for SiWay enabled panels. It enables the same functionality as a remote control for easy system setting/unsetting, and also supports user codes for uncompromised security. Besides, home automation functions can be controlled from anywhere in the premises, thanks to the keypad dedicated commands and the panel's programmable outputs. Panic alarms are also supported.

Current consumption	Standby: approx. 11 µA Transmission: approx.16 mA
Battery	Lithium battery 3.6 V Type: XL-050F Size: 1/2 AA
Frequency	868 MHz
Wireless module range	Up to 300 m at open space
Communication protocol	SiWay
Humidity (EN60721)	<85% r.h., no condensation
Events	Set, unset, part set, optional: panic, control, low battery
Identification	Unique ID serial number - 24 bit
Housing protection	IP41
Housing material	ABS VO
Operating temperature	-10 ~ +50 °C
EMI rejection	Up to 2 GMz: >10 V/m
Dimensions (W x H x D)	75 x 133 x 30 mm
Weight	(incl. battery) ca. 0.020 kg

GT2	**Test unit for AGB600 and IGBW6**	**BPZ:5074190001**

After a location has been selected, the GT2 test unit can be used to check the AGB600 and the IGBW6-10 detector for correct acoustic coupling to the glass surfaces to be protected, prior to permanent installation.

Weight	0.251 kg

© Siemens Switzerland Ltd 2009

Type		Order No.
ISRW6-12..	**Wireless outdoor siren (compatible with IC60 and SI series)** The Intrunet outdoor siren communicates wirelessly thanks to an extension of the SiWay protocol named Si2Way. This communication protocol allows Si2Way components not only to send information to the control panel, but also to receive commands from the panel. The ISRW6-12.. comes with an embedded Si2Way radio module and powerful standard batteries ensuring a long maintenance cycles. The activation of the siren can be either time limited or disabled if required by the application. In addition to the powerful acoustic signal (100 dB at 1 m), an integrated light strobe flashes up siren activation. Wireless protocol: Si2Way Frequency: 868 MHz Wireless module range: Up to 300 m at open space Sound level: Siren: 100 dB @ 1.00 m Battery lifetime: 3 years under normal conditions Battery: ER34615M 3.6V, 14 Ah, D size Housing protection (EN 60529): IP54 Humidity (EN60721): <95% r.h., no condensation Operating temperature: -20 ~ +70 °C Storage temperature: -20 ~ +80 °C	**ISRW6-12..**
ISRW6-12R	**Wireless outdoor siren** See ISRW6-12.. for technical overview and note the additional / other specifications: Colour: Red	**S54538-F103-A200**
ISRW6-12T	**Wireless outdoor siren in orange** See ISRW6-12.. for technical overview and note the additional / other specifications: Colour: Orange	**S54538-F103-A300**

© Siemens Switzerland Ltd 2009

Type		Order No.
ISRW6-12B	**Wireless outdoor siren in blue** See ISRW6-12.. for technical overview and note the additional / other specifications: Colour: Blue	**S54538-F103-A100**

© Siemens Switzerland Ltd 2009

Is this building secure?

Am I safe walking home?

With intelligent security products and systems, we protect people and assets everywhere.

As a basic human need, safety and security for people are a priority throughout all aspects of daily life, whether at home, travelling, or at work. For businesses this extends to securing assets and preventing business disruption. We help our customers achieve their desired level of security, from transportation networks to energy supplies, buildings and property in general, by providing them with intelligent products and systems – protecting people, processes and assets no matter where they are. **www.siemens.com/buildingtechnologies**

Answers for infrastructure.

SIEMENS

Internal Motion Detectors
Accessories Overview

			Internal motion detectors							
			IR80B	IR100B	IR120C	IR120MD	IR120S	IR120UL	IR120LSN	IR200 LSN
Type	**Description**	**Order no.**								
IRUM1	General purpose mounting bracket	BPZ:4573100001								■
IRUM2	Wall mounting bracket	BPZ:5198760001	■							■
IRUM3	Ceiling mounting bracket	BPZ:5198890001	■							■
IRUM20	Wall mounting bracket	BPZ:5622470001		■	■	■	■	■	■	
IRUM30	Ceiling mounting bracket	BPZ:5622500001		■	■	■	■	■	■	
IRS112	Curtain mirror set IR100 (4 pcs)	BPZ:5622920001		■						
IRS122	Curtain mirror set IR120 (4 pcs)	BPZ:5623020001			■	■	■	■	■	
IRS162	Curtain mirror set IR200 (4 pcs)	BPZ:4893750001								■
IRS164	Pet alley mirror set for IR200	BPZ:5032060001								■
IRS272	Curtain mirror set IR270 (4 pcs)	BPZ:5717330001								
IRMC1	Short range masking clip	BPZ:5209170001								■
IRMC104	Optoclipset IR100/120 (4 pcs)	BPZ:5623150001		■	■	■	■	■	■	
IRAK3	Back tamper contact	BPZ:4648530001								■
IRMF20	Masking foil to IR200 (10 pcs)	BPZ:5209200001								■
LITHIUM-BATT.AA	Lithium batteries AA 3.6V/1,9AH	BPZ:5205350001								

© Siemens Switzerland Ltd 2009

Internal motion detectors																														
IR200CD	IR200C-II	IR200ME	IR261	IR270C	IR270MD	IR270T	IR270CT	IR270T LSNI	IR310C	IR310CD	IR310MD	IR312C	IR312CD	IR312MD	IRM80	IRM120C	IRM120MD	IRM270C	IRM270CFR	IRM270CUK	IRM270MD	IRM270T	IRM270CT	IRM270CTFR	IRM270CTUK	RAIR270	UP370C	UP370MD	UP370T	UP370T LSN	IRO840T
■	■	■																												
■	■	■													■											■	■	■	■	■	
■	■	■													■											■	■	■	■	■	
				■	■	■	■	■								■	■	■	■	■	■	■	■	■	■						■
				■	■	■	■	■								■	■	■	■	■	■	■	■	■	■						■
																■	■														
■	■	■																													
■	■	■																													
				■	■	■	■	■										■	■	■	■	■	■	■	■	■					■
■	■	■																													
																■	■														
■	■	■							■	■	■	■	■	■																	
■	■	■																									■	■	■	■	
																										■					

Internal Motion Detectors
Accessories

Type		Order No.
IRUM1	**General-purpose mounting bracket for IR200** Special mounting bracket for all wall and ceiling mounting applications with a wide-angle alignment range. Angle range adjustment: +10 ~ -15° (vertical), +90 ~ -90° (horizontal) Weight: 0.120 kg	**BPZ:4573100001**
IRUM2	**Wall mount bracket** Suitable for IR80, IRM80, IR200 and UP370. With the IRUM2 the detectors can be swivelled into special positions for wall mounting applications. Angle range adjustment: +10 ~ -15° (vertical), +45 ~ -45° (horizontal) Weight: 0.100 kg	**BPZ:5198760001**
IRUM3	**Ceiling mount bracket** Suitable for IR80, IRM80, IR200 and UP370. With the IRUM3 the detectors can be swivelled into special positions for ceiling mounting applications. Angle range adjustment: +10 ~ -15° (vertical), +45 ~ -45° (horizontal) Weight: 0.160 kg	**BPZ:5198890001**
IRUM20	**Wall mount bracket** Suitable for IR100, IR120, IRM120, IR270, IRM270 and IR160W6. With the IRUM20 the detectors can be swivelled into special positions for wall mounting applications. Angle range adjustment: +10 ~ -15° (vertical), +45 ~ -45° (horizontal) Weight: 0.044 kg	**BPZ:5622470001**
IRUM30	**Ceiling mount bracket** Suitable for IR100, IR120, IRM120, IR270, IRM270 and IR160W6. With the IRUM30 the detectors can be swivelled into special positions for ceiling mounting applications. Angle range adjustment: +10 ~ -15° (vertical), +45 ~ -45° (horizontal) Weight: 0.072 kg	**BPZ:5622500001**

© Siemens Switzerland Ltd 2009

Type		Order No.
IRS112	**Curtain mirror set for IR100, 20 m (4 pcs)** The IRS112 curtain mirror has overlapping coverage zones to form a complete monitored area to detect persons passing through. Delivery unit: 4 pieces per package Weight: 0.050 kg	**BPZ:5622920001**
IRS122	**Curtain mirror set** The IRS122 black curtain mirror has overlapping coverage zones to form a complete monitored area to detect persons passing through. 12 m curtain for IRM120 20 m curtain for IR120 Delivery unit: 4 pieces per package Weight: 0.050 kg	**BPZ:5623020001**
IRS162	**Curtain mirror set for IR200, 25 m curtain** The IRS162 black curtain mirror has overlapping coverage zones to form a complete monitored area to detect persons passing through. Delivery unit: 4 pieces per package Weight: 0.055 kg	**BPZ:4893750001**
IRS272	**Curtain mirror set** The IRS272 black curtain mirror has overlapping coverage zones forming a complete monitored area to detect persons passing through. 15 m curtain for the IRO840T. 25 m curtain for IR270, IRM270 and IR160W6. Delivery unit: 4 pieces per package Weight: 0.055 kg	**BPZ:5717330001**

© Siemens Switzerland Ltd 2009

Internal Motion Detectors
Accessories

Type		Order No.
IRS164	**Pet alley mirror set for IR200, 10 m wide angle** The IRS164 pet alley mirror is mounted at ca 1 m height leaving a detection alley for animals underneath. Delivery unit: 4 pieces per package Weight: 0.040 kg	**BPZ:5032060001**
IRMC104	**Pet clip** Mirror clip for outstanding pet immunity. Delivery unit: 4 pieces per package Max. pet weight: IR120: 40 kg IRM120: 20 kg IR100: 20 kg Weight: 0.005 kg	**BPZ:5623150001**
IRMF20	**Masking foil** Suitable for IR200 and UP370. With the IRMF20 you can mask individual mirror segments for special applications. Delivery unit: 10 pieces per package Weight: 0.075 kg	**BPZ:5209200001**
IRAK3	**Back tamper contact** Suitable for IR200 and IR310/312. The IRAK3 can be fitted in the base of the detector for additional surveillance against vandalism. Weight: 0.007 kg	**BPZ:4648530001**

© Siemens Switzerland Ltd 2009

E-Line Detectors and Accessories

Intrunet E-Line detectors – for best in class installation time

Ideal for a wide range of standard applications and environments, the range of Intrunet™ E-Line motion detectors was designed with the installer in mind: all detectors offer the same popular features found in other Intrunet detectors, such as the "snap-in cover", but they also deliver new levels of installation flexibility and speed thanks to the End of Line* (EOL) concept, unique on the market, which enables a quick and easy cabling of the detectors.

With the E-Line detectors, Siemens builds on its long expertise in intrusion detection and quality manufacturing to deliver the best in Fresnel detection technology coupled with trouble-free installation and maintenance.

Meet the world's fastest detectors to install.

- Optimal cost/performance for a wide range of applications
- Plug-in EOL boards with preset resistor values reduce installation time by over 50%
- Simpler wiring thanks to "clip on/off" terminal block
- Highest flexibility in detection range (6-18 m) and sensitivity settings
- The first complete detector family to meet EN 50131-2-2/EN 50131-2-4:2008 with independent certification

* Patent pending

	ADM-Q12	ADM-Q12T	ADM-QX.12	ADM-QKA12	ADM-QX.12T	ADM-QKA12T
E-Line detectors						
Volume range	12 m	12 m	12 m	12 m	12 m	12 m
Curtain range	20 m		20 m	20 m		
Available grades	Grade 2	Grade 3	Grade 2	Grade 2	Grade 3	Grade 3
Detection technology[1)]	PIR	PIR	PIR/MW (X-Band)	PIR/MW (K-Band)	PIR/MW (X-Band)	PIR/MW (K-Band)
Optics	Fresnel lens	Fresnel lens	Fresnel lens	Fresnel lens	Fresnel lens	Fresnel lens
Application segments	Residential/ Commercial	Residential/ Commercial	Residential/ Commercial	Residential/ Commercial	Residential/ Commercial	Residential/ Commercial
Pet immunity	12 kg (30 kg)	12 kg (30 kg)	12 kg (30 kg)	12 kg (30 kg)	12 kg (30 kg)	12 kg (30 kg)

[1)] PIR: Passive Infrared; MW: Microwave

E-Line detectors – new standards in installation time

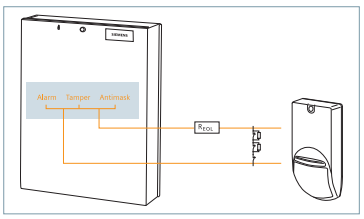

2-wire configuration

With E-Line detectors, installers have the unique flexibility to use – or not – patented End of Line boards (EOL) with pre-set resistor values and wiring preferences (2-, 4- or 6-wires). Whilst traditional detectors require all resistor values and Alarm/Tamper/Antimask wiring configurations to be set manually and individually, E-Line detectors just require the appropriate EOL board to be plugged onto the PCB. That's it.

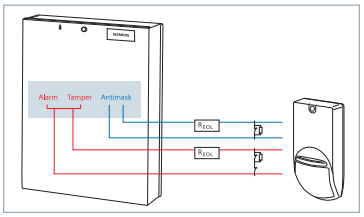

4-wire configuration

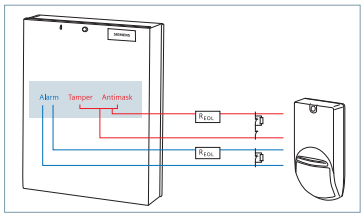

4-wire configuration

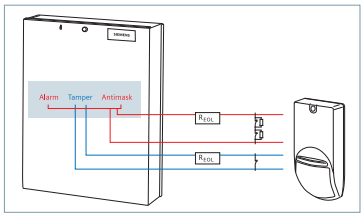

4-wire configuration

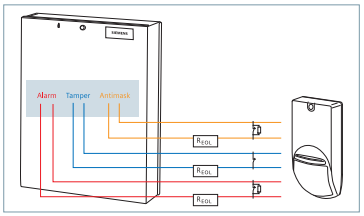

6-wire configuration

© Siemens Switzerland Ltd 2009

Type		Order No.
ADM-Q12	**Fresnel PIR detector, 12 m wide angle**	**S54530-F102-A100**

The E-Line PIR detectors deliver the fastest installation time on the market thanks to their innovative End of Line concept. High precision Fresnel optics and progressive signal analysis are combined to deliver best-in class detection reliability and quality. Ideal for residential and commercial applications, they offer the highest false alarm immunity thanks to wide ranging functionality, including flexible sensitivity adjustments, white light and temperature compensation, and pet immunity for all round performance and installation versatility.

Supply voltage	9 ~ 16 VDC (12 V nom.)
Current consumption	20 mA
Alarm relay output (NO/NC)	30 VDC / 80 mA / Ri 18 Ohm NC
Tamper relay output (NO/NC)	30 VDC / 80 mA / Ri 10 Ohm NC
Walking speed	0.10 to 4.00 m/s
Optical system	Fresnel
Control input	Low <= 1.5 V / high >= 3.5 V
Sensitivity adjustment	PIR: jumper, potentiometer
End of Line board provided	No (see accessories or ask for already pre-fitted types)
Pet immunity	12 / 30 kg
Operating temperature	-10 ~ +50 °C
Standard / approval	EN 50131-2-2 Grade 2
Dimensions (W x H x D)	62 x 121 x 40 mm
Weight	0.090 kg

ADM-Q12T	**Fresnel PIR detector with real-time antimask surveillance, 12 m wide angle**	**S54530-F103-A100**

The E-Line PIR detectors deliver the fastest installation time on the market thanks to their innovative End of Line concept. High precision Fresnel optics and progressive signal analysis are combined to deliver best-in class detection reliability and quality. Ideal for residential and commercial applications. The E-Line dual antimask detector offers a wide range of functionalities as pet immunity, flexible sensitivity adjustments for PIR and MW, antimask, creep zone and unique End of Line concept in exchangeable family design.

Supply voltage	9 ~ 16 VDC (12 V nom.)
Current consumption	
Alarm relay output (NO/NC)	30 VDC / 80 mA / Ri 18 Ohm NC
Tamper relay output (NO/NC)	30 VDC / 80 mA / Ri 10 Ohm NC
Antimask relay output (NO/NC)	30 VDC / 80 mA / Ri 18 Ohm NC
Walking speed	0.10 to 4.00 m/s
Optical system	Fresnel
Control input	Low <= 1.5 V / high >= 3.5 V
Sensitivity adjustment	PIR: DIP switch, potentiometer
End of Line board provided	No (see accessories or ask for already pre-fitted types)
Pet immunity	12 / 30 kg
Creep zone protection	Yes
Operating temperature	-10 ~ +50 °C
Standard / approval	EN 50131-2-2 Grade 3
Dimensions (W x H x D)	No (see accessories or ask for already pre-fitted types) mm
Weight	0.105 kg

© Siemens Switzerland Ltd 2009

E-Line Detectors

Type		Order No.
ADM-Qxx12..	**Fresnel PIR/MW motion detector, 12 m wide angle** The E-Line PIR detectors deliver the fastest installation time on the market thanks to their innovative End of Line concept. High precision Fresnel optics and progressive signal analysis are combined to deliver best-in class detection reliability and quality. Ideal for residential and commercial applications, they offer the highest false alarm immunity thanks to wide ranging functionality, including flexible sensitivity adjustments, white light and temperature compensation, and pet immunity for all round performance and installation versatility.	**ADM_Qxx12..**
	Supply voltage: 9 ~ 16 VDC (12 V nom.) Current consumption: 30 mA Alarm relay output (NO/NC): 30 VDC / 80 mA / Ri 18 Ohm NC Tamper relay output (NO/NC): 30 VDC / 80 mA / Ri 10 Ohm NC Walking speed: 0.10 to 4.00 m/s Optical system: Fresnel Control input: Low <= 1.5 V / high >= 3.5 V Sensitivity adjustment: PIR: DIP switch, potentiometer MW: DIP switch, potentiometer End of Line board provided: No (see accessories or ask for already pre-fitted types) Pet immunity: 12 / 30 kg Operating temperature: -10 ~ +50 °C Standard / approval: EN 50131-2-4 Grade 2 Dimensions (W x H x D): 62 x 121 x 40 mm Weight: 0.105 kg	
ADM-QXA12	**Fresnel PIR/MW motion detector, 12 m wide angle, 10.525 GHz** See ADM-Qxx12.. for technical overview and note the additional / other specifications: Microwave (MW): 10.525 GHz	**S54531-F101-A100**
ADM-QXB12	**Fresnel PIR/MW motion detector, 12 m wide angle, 9.9 GHz** See ADM-Qxx12.. for technical overview and note the additional / other specifications: Microwave (MW): 9.9 GHz	**S54531-F103-A100**
ADM-QXC12	**Fresnel PIR/MW motion detector, 12 m wide angle, 10.687 GHz** See ADM-Qxx12.. for technical overview and note the additional / other specifications: Microwave (MW): 10.687 GHz	**S54531-F104-A100**
ADM-QXD12	**Fresnel PIR/MW motion detector, 12 m wide angle, 9.35 GHz** See ADM-Qxx12.. for technical overview and note the additional / other specifications: Microwave (MW): 9.35 GHz	**S54531-F102-A100**
ADM-QKA12	**Fresnel PIR/MW motion detector, 12 m wide angle, 24.125 GHz** See ADM-Qxx12.. for technical overview and note the additional / other specifications: Microwave (MW): 24.125 GHz	**S54531-F105-A100**

© Siemens Switzerland Ltd 2009

Type		Order No.
ADM-Qxx12T..	**Fresnel PIR/MW motion detector with real-time antimask surveillance, 12 m wide angle** The E-Line PIR detectors deliver the fastest installation time on the market thanks to their innovative End of Line concept. High precision Fresnel optics and progressive signal analysis are combined to deliver best-in class detection reliability and quality. Ideal for residential and commercial applications. The E-Line dual antimask detector offers a wide range of functionalities as pet immunity, flexible sensitivity adjustments for PIR and MW, antimask, creep zone protection and unique End of Line concept in exchangeable family design. Supply voltage: 9 ~ 16 VDC (12 V nom.) Current consumption: 30 mA Alarm relay output (NO/NC): 30 VDC / 80 mA / Ri 18 Ohm NC Tamper relay output (NO/NC): 30 VDC / 80 mA / Ri 18 Ohm NC Walking speed: 0.10 to 4.00 m/s Optical system: Fresnel Control input: Low <= 1.5 V / high >= 3.5 V Sensitivity adjustment: PIR: DIP switch, potentiometer MW: DIP switch, potentiometer End of Line board provided: No (see accessories or ask for already pre-fitted types) Pet immunity: 12 / 30 kg Creep zone protection: Yes Operating temperature: -10 ~ +50 °C Standard / approval: EN 50131-2-4 Grade 3 Dimensions (W x H x D): 62 x 121 x 40 mm Weight: 0.110 kg	**ADM-Qxx12T..**
ADM-QXA12T	**Fresnel PIR/MW motion detector with real time antimask surveillance, 12 m wide angle, 10.525 GHz** See ADM-Qxx12T.. for technical overview and note the additional / other specifications: Microwave (MW): 10.525 GHz	**S54531-F107-A100**
ADM-QXB12T	**Fresnel PIR/MW motion detector with real-time antimask surveillance, 12 m wide angle, 9.9 GHz** See ADM-Qxx12T.. for technical overview and note the additional / other specifications: Microwave (MW): 9.9 GHz	**S54531-F109-A100**
ADM-QXC12T	**Fresnel PIR/MW motion detector with real-time antimask surveillance, 12 m wide angle, 10.687 GHz** See ADM-Qxx12T.. for technical overview and note the additional / other specifications: Microwave (MW): 10.687 GHz	**S54531-F110-A100**
ADM-QXD12T	**Fresnel PIR/MW motion detector with real-time antimask surveillance, 12 m wide angle, 9.35 GHz** See ADM-Qxx12T.. for technical overview and note the additional / other specifications: Microwave (MW): 9.35 GHz	**S54531-F108-A100**

E-Line Detectors

Type		Order No.
ADM-QKA12T	**Fresnel dual detector with real-time antimask surveillance, 12 m wide angle, 24.125 GHz** See ADM-Qxx12T.. for technical overview and note the additional / other specifications: Microwave (MW) 24.125 GHz	**S54531-F111-A100**

© Siemens Switzerland Ltd 2009

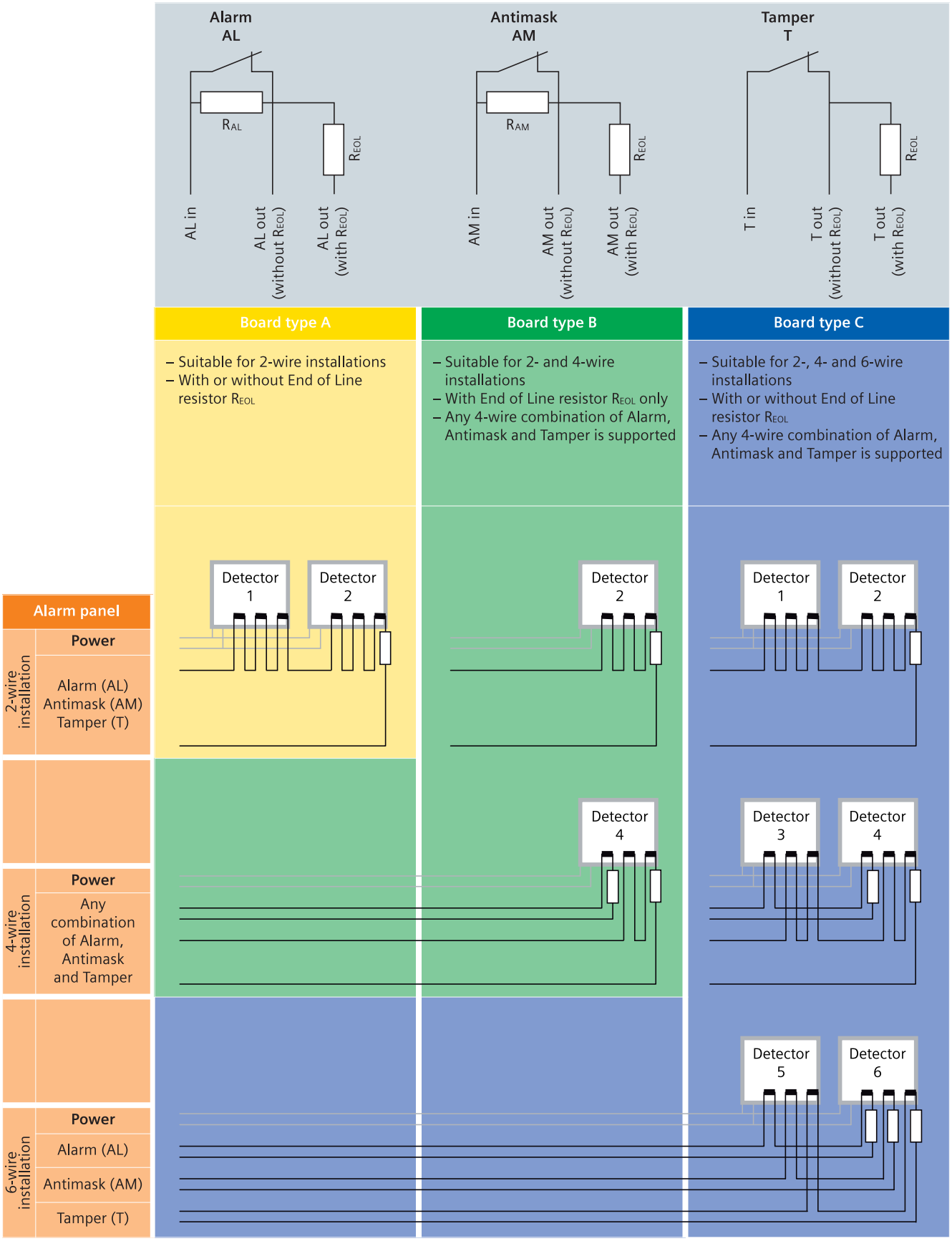
Alarm
AL
RAL
REOL
AL in
AL out (without REOL)
AL out (with REOL)
Antimask
AM
RAM
REOL
AM in
AM out (without REOL)
AM out (with REOL)
Tamper
T
REOL
T in
T out (without REOL)
T out (with REOL)
Board type A
– Suitable for 2-wire installations
– With or without End of Line resistor REOL
Board type B
– Suitable for 2- and 4-wire installations
– With End of Line resistor REOL only
– Any 4-wire combination of Alarm, Antimask and Tamper is supported
Board type C
– Suitable for 2-, 4- and 6-wire installations
– With or without End of Line resistor REOL
– Any 4-wire combination of Alarm, Antimask and Tamper is supported
Alarm panel
2-wire installation
Power
Alarm (AL)
Antimask (AM)
Tamper (T)
4-wire installation
Power
Any combination of Alarm, Antimask and Tamper
6-wire installation
Power
Alarm (AL)
Antimask (AM)
Tamper (T)
Detector 1
Detector 2
Detector 2
Detector 1
Detector 2
Detector 4
Detector 3
Detector 4
Detector 5
Detector 6

Type		Order No.
AO-PA..	**End of Line board type A for 2-wire installations with and without End of Line resistor** The End of Line board type A is the smart and cost-effective solution for 2-wire installations with and without End of Line resistor. The same board is suitable for ADM-xxx detectors with and without antimask function. The different A-board types vary in resistor values for alarm (RAL), antimask (RAM) and End of Line (REOL). Wiring concept: 2-wire EOL resistor connectible: Selectable	**AO-PA..**
AO-PA4747	**EOL pcb 2-wire, 4k7, 4k7** See AO-PA.. for technical overview and note the additional / other specifications: Resistor value: Alarm RAL: 4.7 kΩ Antimask RAM: 4.7 kΩ End of Line REOL: 4.7 kΩ	**S54539-F109-A100**
AO-PA2247	**EOL pcb 2-wire, 2k2, 4k7** See AO-PA.. for technical overview and note the additional / other specifications: Resistor value: Alarm RAL: 2.2 kΩ Antimask RAM: 2.2 kΩ End of Line REOL: 4.7 kΩ	**S54539-F109-A200**
AO-PA4722	**EOL pcb 2-wire, 4k7, 2k2** See AO-PA.. for technical overview and note the additional / other specifications: Resistor value: Alarm RAL: 4.7 kΩ Antimask RAM: 4.7 kΩ End of Line REOL: 2.2 kΩ	**S54539-F109-A300**
AO-PB..	**End of Line board type B for 2- and 4-wire installations with End of Line resistor only** The End of Line board type B is the flexible and cost-effective solution for 2- and 4-wire installations with End of Line resistor only. The same board is suitable for ADM-xxx detectors with and without antimask function. The different B-board types vary in resistor values for alarm (RAL), antimask (RAM) and End of Line (REOL). Wiring concept: 2-/4-wire EOL resistor connectible: Set, not selectable	**AO-PB..**
AO-PB4747	**EOL pcb 2-/4-wire, 4k7, 4k7** See AO-PB.. for technical overview and note the additional / other specifications: Resistor value: Alarm RAL: 4.7 kΩ Antimask RAM: 4.7 kΩ End of Line REOL1, REOL2: 4.7 kΩ	**S54539-F110-A100**

© Siemens Switzerland Ltd 2009

Type		Order No.
AO-PB2247	**EOL pcb 2-/4-wire, 2k2, 4k7** See AO-PB.. for technical overview and note the additional / other specifications: Resistor value: Alarm RAL: 2.2 kΩ; Antimask RAM: 2.2 kΩ; End of Line REOL1, REOL2: 4.7 kΩ	**S54539-F110-A200**
AO-PB4722	**EOL pcb 2-/4-wire, 4k7, 2k2** See AO-PB.. for technical overview and note the additional / other specifications: Resistor value: Alarm RAL: 4.7 kΩ; Antimask RAM: 4.7 kΩ; End of Line REOL1, REOL2: 2.2 kΩ	**S54539-F110-A300**
AO-PC..	**End of Line board type C for 2-/4- and 6-wire installations with and without End of Line resistor.** The End of Line board type C is the flexible solution for 2-/4- and 6-wire installations with and without end of line resistor. The same board is suitable for ADM-xxx detectors with and without antimask function. The different C-board types vary in resistor values for alarm (RAL), anti-mask (RAM) and End of Line (REOL). Wiring concept: 2-/4-/6-wire EOL resistor connectible: Selectable	**AO-PC..**
AO-PC4747	**EOL pcb 2-/4-/6-wire, 4k7, 4k7** See AO-PC.. for technical overview and note the additional / other specifications: Resistor value: Alarm RAL: 4.7 kΩ; Antimask RAM: 4.7 kΩ; End of Line REOL1, REOL2, REOL3: 4.7 kΩ	**S54539-F111-A100**
AO-PC2247	**EOL pcb 2-/4-/6-wire, 2k2, 4k7** See AO-PC.. for technical overview and note the additional / other specifications: Resistor value: Alarm RAL: 2.2 kΩ; Antimask RAM: 2.2 kΩ; End of Line REOL1, REOL2, REOL3: 4.7 kΩ	**S54539-F111-A200**
AO-PC4722	**EOL pcb 2-/4-/6-wire, 4k7, 2k2** See AO-PC.. for technical overview and note the additional / other specifications: Resistor value: Alarm RAL: 4.7 kΩ; Antimask RAM: 4.7 kΩ; End of Line REOL1, REOL2, REOL3: 2.2 kΩ	**S54539-F111-A300**

E-Line Detectors and Accessories
Accessories

Type		Order No.
AO-C25	**Curtain lens set (12 pcs)** The curtain lens has overlapping coverage zones in order to form a complete monitored area and to detect persons passing through. The field of view is covering a curtain area up to 25 m. The package consists of 12 pieces. For use with non-antimask (grade 2) detectors only. Delivery unit: 12 pcs Weight: Ca. 0.120 kg	**S54539-F102-A100**
AO-WL10k	**White light filter (12 pcs)** The white light filter is suitable for all ADM-xxx detectors. The filter is absorbing white light for complete detector functionality up to 10,000 lux. The package consists of 12 pieces. Delivery unit: 12 pcs Weight: Ca. 0.100 kg	**S54539-F103-A100**
AZ-MBG..	**Wall mount bracket with tamper switch** The mounting brackets are suitable for all ADM-xxx detectors. With the AZ-MBG.. the detectors can be swivelled into special positions for EN 50131 Grade 2 or 3 wall and ceilling mounting installations. Horizontal angle adjustment: +45 to 45° Weight: Ca. 0.150 kg	**AZ-MBG..**
AZ-MBG2	**Wall mount bracket, G2** See AZ-MBG.. for technical overview and note the additional / other specifications: Standard / approval: EN 50131-2-2 / EN 50131-2-4 Grade 2	**S54593-F105-A100**

© Siemens Switzerland Ltd 2009

Type		Order No.
AZ-MBG3	**Wall mount bracket with tamper switch, G3** See AZ-MBG.. for technical overview and note the additional / other specifications: Standard / approval: EN 50131-2-2 / EN 50131-2-4 Grade 3	**S54539-F107-A100**

Intrunet external PIR detectors

Engineered for top performance ...

... in even the most challenging environments.

External Motion Detectors

Intrunet external PIR detectors – new heights in perimeter surveillance

External motion detectors have an important role to play in modern security systems, providing early warning of a perimeter breach before intruders gain access to critical buildings or assets.
Intrunet™ external passive infrared (PIR) detectors from Siemens push the boundaries of PIR technology, allowing industrial grade intrusion detection systems to become a viable option for a wider range of applications, from logistics and warehousing sites to high-risk infrastructure such as ports, airports, military sites, or power plants. The comprehensive range offers enhanced performance characteristics and a unique Windows-based configuration software, providing superior detection, lowest nuisance alarm rates, true tamper protection, and trouble-free installation, operation and maintenance. With standard, high performance and directional models available, the security can truly be tailored to the criticality and environmental conditions pertaining to each installation.

- Advanced gap-free curtain or volumetric coverage for a wide range of applications
- Superior responsiveness and detection thanks to precision mirror optics
- Lowest nuisance alarm rates
- Unique anti-vandal characteristics
- Low installation and maintenance costs
- Ideal with event-driven video surveillance and recording

External Motion Detectors
Product Overview

Overview curtain models	Medium-range curtain		Directional medium-range curtain (new)	
	IS392	IS392H	IS392D	IS392DH
Slide view				
Top view				
Coverage	50 m x 3.3 m	60 m x 3.9 m	50 m x 3.6 m	60 m x 4.2 m
	(165 ft x 11 ft)	(200 ft x 13 ft)	(165 ft x 12 ft)	(200 ft x 14 ft)
Optics	Segmented precision mirror		Segmented precision mirror	

Overview volumetric models	Volumetric wide angle		Volumetric medium range	
	IS390	IS390H	IS380	IS380H
Slide view				
Top view	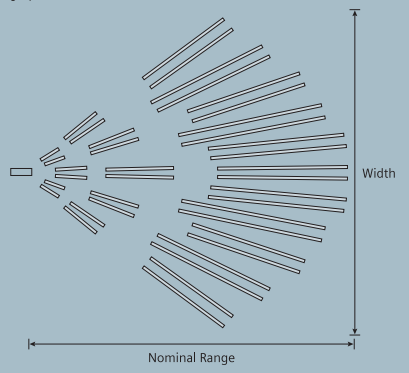		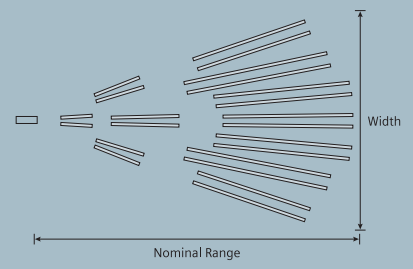	
Coverage	21 m x 24 m	27 m x 30 m	24 m x 21 m	30 m x 27 m
	(70 ft x 80 ft)	(90 ft x 100 ft)	(80 ft x 70 ft)	(100 ft x 90 ft)
Optics	Segmented precision mirror		Segmented precision mirror	

© Siemens Switzerland Ltd 2009

Long-range curtain		Long-range curtain/Steep look down
IS404	IS404H	IS405H
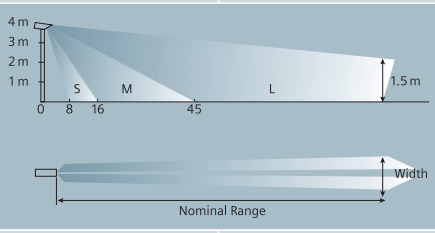		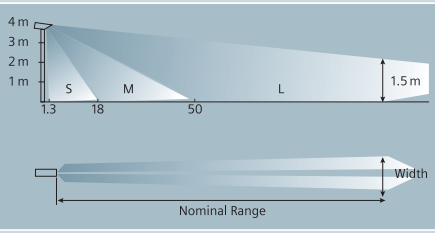
120 m x 2.7 m	150 m x 3.3 m	150 m x 3.3. m
(400 ft x 9 ft)	(500 ft x 11ft)	(500 ft x 11 ft)
Precision glass mirror		Precision glass mirror

Volumetric medium range	Volumetric long range
IS382	IS384
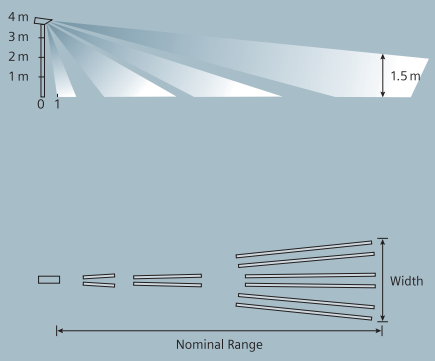	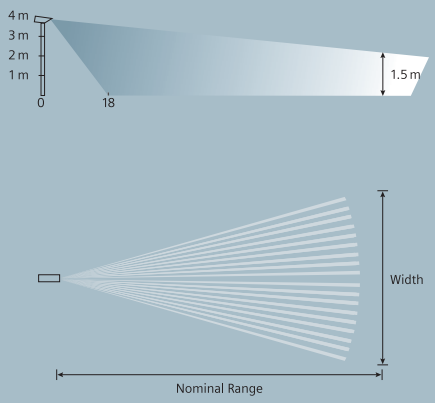
40 m x 10 m	50 m x 30 m
(130 ft x 90 ft)	(165 ft x 100 ft)
Segmented precision mirror	Precision glass mirror

External Motion Detectors
PIR External Motion Detectors

Type		Order No.
IS380..	**External PIR detector** Universal application for outdoor monitoring of unauthorized entry. Uniform high sensitivity over the entire detection range including close-in detection by means of focused mirror optics. For volumetric detection. Ideal for activating a combined video surveillance system.	**IS380..**

Supply voltage	10.5 ~ 30 VDC / 24 VAC (+/-15%)
Current consumption	Typ. 18 mA @ 12 VDC / 10 mA @ 24 VDC
Alarm relay output (NO/NC)	28 VDC, max. 250 mA NC
Open collector output	Open collector NPN, 60 VDC, max. 20 mA
Sensitivity adjustment	DIP switches and RS485
Tamper switch	30 VDC, 100 mA
Communication	Bi-directional RS 485 @ 9,600 baud
Optical system	Segmented precision mirror
Walking speed	0.20 to 5.00 m/s
Installation height	2.50 to 4.00 m
Dimensions (W x H x D)	Ca. 100 x 128 x 247 mm
Weight	Ca. 0.900 kg

IS380	**External PIR detector volumetric, 24 x 21 m** See IS380.. for technical overview and note the additional / other specifications:	**S54533-F101-A100**

Front window	Plastic, IR transmissive
Operating temperature	-20 ~ +60 °C

IS380H	**External PIR detector volumetric, 30 x 27 m, high performance** See IS380.. for technical overview and note the additional / other specifications:	**S54533-F102-A100**

Front window	Silicon, IR transmissive
Operating temperature	-40 ~ +60 °C
Heated mirror optics	Yes

© Siemens Switzerland Ltd 2009

External Motion Detectors
PIR External Motion Detectors

Type		Order No.
IS382	**External PIR detector volumetric, 40 x 10 m**	**S54533-F103-A100**

Universal application for outdoor monitoring of unauthorized entry. Uniform high sensitivity over the entire detection range including close-in detection by means of focused mirror optics. For volumetric detection. Ideal for activating a combined video surveillance system.

Supply voltage	10.5 ~ 30 VDC / 24 VAC (+/-15%)
Current consumption	Typ. 18 mA @ 12 VDC / 10 mA @ 24 VDC
Alarm relay output (NO/NC)	28 VDC, max. 250 mA NC
Open collector output	Open collector NPN, 60 VDC, max. 20 mA
Sensitivity adjustment	DIP switches and RS485
Tamper switch	30 VDC, 100 mA
Communication	Bi-directional RS 485 @ 9,600 baud
Optical system	Segmented precision mirror
Walking speed	0.20 to 5.00 m/s
Front window	Plastic, IR transmissive
Installation height	2.50 to 4.00 m
Operating temperature	-20 ~ +60 °C
Dimensions (W x H x D)	Ca. 100 x 128 x 247 mm
Weight	Ca. 0.900 kg

IS384	**External PIR detector volumetric, 50 x 30 m**	**S54533-F104-A100**

Universal application for outdoor monitoring of unauthorized entry. Uniform high sensitivity over the entire detection range including close-in detection by means of focused mirror optics. For volumetric detection. Ideal for activating a combined video surveillance system.

Supply voltage	10.5 ~ 30 VDC / 24 VAC (+/-15%)
Current consumption	Typ. 18 mA @ 12 VDC / 10 mA @ 24 VDC
Alarm relay output (NO/NC)	28 VDC, max. 250 mA NC
Open collector output	Open collector NPN, 60 VDC, max. 20 mA
Sensitivity adjustment	DIP switches and RS485
Tamper switch	30 VDC, 100 mA
Communication	Bi-directional RS 485 @ 9,000 baud
Optical system	Precision glass mirror
Walking speed	0.20 to 5.00 m/s
Front window	Plastic, IR transmissive
Installation height	2.50 to 4.00 m
Operating temperature	-20 ~ +60 °C
Dimensions (W x H x D)	Ca. 100 x 128 x 247 mm
Weight	Ca. 0.900 kg

© Siemens Switzerland Ltd 2009

External Motion Detectors
PIR External Motion Detectors

Type		Order No.
IS390..	**External PIR detector** Universal application for outdoor monitoring of unauthorized entry. Uniform high sensitivity over the entire detection range including close-in detection by means of focused mirror optics. For volumetric detection. Ideal for activating a combined video surveillance system.	**IS390..**

Supply voltage	10.5 ~ 30 VDC / 24 VAC (+/- 15%)
Current consumption	Typ. 18 mA @ 12 VDC / 10 mA @ 24VDC
Alarm relay output (NO/NC)	28 VDC, max. 250 mA NC
Open collector output	Open collector NPN, 60 VDC, max. 20 mA
Sensitivity adjustment	DIP switches and RS485
Tamper switch	30 VDC, 100 mA
Communication	Bi-directional RS 485 @ 9,600 baud
Optical system	Segmented precision mirror
Walking speed	0.20 to 5.00 m/s
Installation height	2.50 to 4.00 m
Dimensions (W x H x D)	Ca. 100 x 128 x 247 mm
Weight	Ca. 0.900 kg

IS390	**External PIR detector volumetric, 21 x 24 m** See IS390.. for technical overview and note the additional / other specifications:	**BPZ:5398270001**

Front window	Plastic, IR transmissive
Operating temperature	-20 ~ +60 °C
Data sheet	007854

IS390H	**External PIR detector volumetric, 27 x 30 m, high performance** See IS390.. for technical overview and note the additional / other specifications:	**A5Q00005094**

Front window	Silicon, IR transmissive
Operating temperature	-40 ~ +60 °C
Heated mirror optics	yes
Data sheet	007854

© Siemens Switzerland Ltd 2009

External Motion Detectors
PIR External Motion Detectors

Type		Order No.
IS392..	**External PIR detector** The IS392.. is suitable for outdoor environment. The integral mounting bracket allows alignment of the detector in any position. Switches enable easy and quick set-up. Ideal for activating a combined video surveillance system for curtain detection Supply voltage: 10.5 ~ 30 VDC / 24 VAC (+/-15%) Current consumption: Typ. 18 mA @ 12 VDC / 10 mA @ 24 VDC Alarm relay output (NO/NC): 28 VDC, max. 250 mA NC Open collector output: Open collector NPN, 60 VDC, max. 20 mA Sensitivity adjustment: DIP switches and RS485 Tamper switch: 30 VDC, 100 mA Communication: Bi-directional RS 485 @ 9,600 baud Optical system: Segmented precision mirror Walking speed: 0.20 to 5.00 m/s Installation height: 2.50 to 4.00 m Dimensions (W x H x D): Ca. 100 x 128 x 247 mm Weight: Ca. 0.900 kg	**IS392..**
IS392	**External PIR detector, curtain 50 x 3.3 m** See IS392.. for technical overview and note the additional / other specifications: Operating temperature: -20 ~ +60 °C Front window: Plastic, IR transmissive	**BPZ:5398300001**
IS392H	**External PIR detector, curtain, 60 x 3.9 m, high performance** See IS392.. for technical overview and note the additional / other specifications: Operating temperature: -40 ~ +60 °C Front window: Silicon, IR transmissive Heated mirror optics: yes	**A5Q00005095**
IS392D	**External PIR detector, directional curtain, 50 x 3.6 m** See IS392.. for technical overview and note the additional / other specifications: Operating temperature: -20 ~ +60 °C Front window: Plastic, IR transmissive	**S54533-F105-A100**

© Siemens Switzerland Ltd 2009

External Motion Detectors
PIR External Motion Detectors

Type		Order No.
IS392DH	**External PIR detector, directional curtain, 60 x 4.2 m, high performance** See IS392.. for technical overview and note the additional / other specifications: Operating temperature: -40 ~ +60 °C Front window: Silicon, IR transmissive Heated mirror optics: Yes	**S54533-F106-A100**
IS404..	**External PIR detector** The IS404.. is suitable for outdoor environment. The integral mounting bracket allows alignment of the detector in any position. Switches enable easy and quick set-up. Ideal for activating a combined video surveillance system for curtain detection Supply voltage: 10.5 ~ 30 VDC / 24 VAC (+/-15%) Current consumption: Typ. 18 mA @ 12 VDC / 10 mA @ 24 VDC Alarm relay output (NO/NC): 28 VDC, max. 250 mA NC Open collector output: Open collector NPN, 60 VDC, max. 20 mA Sensitivity adjustment: DIP switches and RS485 Tamper switch: 30 VDC, 100 mA Communication: Bi-directional RS 485 @ 9,600 baud Optical system: Precision glass mirror Walking speed: 0.20 to 5.00 m/s Installation height: 2.50 to 4.00 m Dimensions (W x H x D): Ca. 100 x 128 x 247 mm Weight: Ca. 0.900 kg	**IS404..**
IS404	**External PIR detector long range curtain, 120 x 2.7 m** See IS404.. for technical overview and note the additional / other specifications: Operating temperature: -20 ~ +60 °C Front window: Plastic, IR transmissive Data sheet: 007869	**A5Q00005097**
IS404H	**External PIR detector long range curtain, 150 x 3.3 m, high performance** See IS404.. for technical overview and note the additional / other specifications: Operating temperature: -40 ~ +60 °C Front window: Silicon, IR transmissive Heated mirror optics: Yes Data sheet: 007869	**A5Q00005096**

© Siemens Switzerland Ltd 2009

Type		Order No.
IS405H	**External PIR detector long range curtain, 150 x 3.3 m, 3 zones high performance**	**S54533-F107-A100**

The IS405H is suitable for outdoor environment. Switches enable easy and quick set-up. Ideal for activating a combined video surveillance system for curtain detection. ISMD42 is used for mounting. Separate transistor output per detection zone.

Supply	10.5 ~ 30 VDC / 24 VAC (+/-15%)
Current consumption	Typ. 18 mA @ 12 VDC / 10 mA @ 24 VDC
Alarm relay output (NO/NC)	30 VDC, max. 250 mA NC
Open collector output	Open collector NPN, 30 VDC, max. 50 mA
Sensitivity adjustment	DIP switches and RS485
Tamper switch	30 VDC, 100 mA
Communication	Bi-directional RS 485 @ 9,600 baud
Optical system	Precision glass mirror
Walking speed	0.20 to 5.00 m/s
Front window	Silicon, IR transmissive
Installation height	2.50 to 4.00 m
Operating temperature	-40 ~ +60 °C
Heated mirror optics	Yes
Dimensions	Ca. 100 x 128 x 272 mm
Weight	Ca. 0.900 kg

© Siemens Switzerland Ltd 2009

External Motion Detectors
Active IR Beams

Type		Order No.
IS43x..	**Intelligent twin active infrared beams**	**IS433..**

Intelligent active infrared beams especially designed for perimeter protection. The synchronized "twin" beams reinforce each other improving both range and stability in severe weather conditions: double pulse modulation protects against masking, 50,000 lux external light rejection, frost resistant cover, 4 selectable channels, monitor jack for alignment via multimeter, auto-gain circuit, use BP-60TE for pole mounting.

Alarm output contact rating	Opens on alarm 30 V (AC/DC) <0.5 A
Tamper output contact rating	Opens on alarm 30 V (AC/DC) <0.5 A
Detection system	Simultaneous breaking of 2 beams
Infrared beam	LED pulsed beam double modulation
Frequency	4 selectable channels
Response time	50 ~ 700 msec. (variable)
Vertical beam adjustment	+10 ~ -10°
Horizontal beam adjustment	+90 ~ -90°
Beam spread	0.03 x distance (e.g. 1.2 m at 40 m)
Operating temperature	-25 ~ +60 °C
Dimensions (W x H x D)	73 x 170 x 71.5 mm
Weight	0.780 kg

IS433	**Intelligent twin active infrared beams, outdoor 20 m**	**BPZ:5299760001**

See IS43x.. for technical overview and note the additional / other specifications:

Protection distance	Outdoor 20 m, indoor 40 m
Supply voltage	12 ~ 30 VDC / 55 mA
Data sheet	008139

IS434	**Intelligent twin active infrared beams, outdoor 40 m**	**BPZ:5299630001**

See IS43x.. for technical overview and note the additional / other specifications:

Protection distance	Outdoor 40 m, indoor 80 m
Supply voltage	12 ~ 30 VDC / 75 mA
Data sheet	008139

IS435	**Intelligent twin active infrared beams, outdoor 60 m**	**BPZ:5299050001**

See IS43x.. for technical overview and note the additional / other specifications:

Protection distance	Outdoor 60 m, indoor 120 m
Supply voltage	12 ~ 30 VDC / 80 mA
Data sheet	008139

© Siemens Switzerland Ltd 2009

Type		Order No.
IS44x..	**Intelligent quad active infrared beams**	**IS443..**

Intelligent active infrared beams especially designed for perimeter protection. The synchronized "quad" beams reinforce each other improving both range and stability in severe weather conditions: double pulse modulation protects against masking, 50,000 lux external ight rejection, frost resistant cover, four selectable channels, monitor jack for alignment via multimeter, auto-gain circuit, auto-gain lock environmental output, sound alignment feature, use of BP-200F for pole mounting, use HTF-24E for heating.

Alarm output contact rating	Opens on alarm 30 V (AC/DC) <1 A
Tamper output contact rating	Opens on alarm 30 V (AC/DC) <0.1 A
Detection system	Simultaneous breaking of 4 beams
Infrared beam	LED pulsed beam double modulation
Frequency	4 selectable channels
Response time	50 ~ 700 msec. (variable)
Vertical beam adjustment	+10 ~ -10°
Horizontal beam adjustment	+90 ~ -90°
Beam spread	0.024 x distance (e.g. 2.40 m at 100 m)
Operating temperature	-25 ~ +60 °C
Dimensions (W x H x D)	104 x 390 x 98 mm
Weight	2.500 kg

IS443	**Intelligent quad active infrared beams, 50 m**	**BPZ:5299920001**

See IS44x.. for technical overview and note the additional / other specifications:

Protection distance	Outdoor 50 m
Supply voltage	12 ~ 30 VDC / 95 mA
Data sheet	008138

IS444	**Intelligent quad active infrared outdoor beams, 100 m**	**BPZ:5299890001**

See IS44x.. for technical overview and note the additional / other specifications:

Protection distance	Outdoor 100 m
Power supply	12 ~ 30 VDC / 105 mA

IS445	**Intelligent quad active infrared outdoor beams, 200 m**	**BPZ:5299500001**

See IS44x.. for technical overview and note the additional / other specifications:

Protection distance	Outdoor 200 m
Power supply	12 ~ 30 VDC / 120 mA

© Siemens Switzerland Ltd 2009

External Motion Detectors
Accessories Overview

			PIR external motion detectors			
			Volumetric wide angle		Medium-range curtain	
			IS390	IS390H	IS392	IS392H
Type	**Description**	**Order no.**				
ISMD41-3	Pole mount HW	A5Q00026220	■	■	■	■
ISTC41	Installation telescope	BPZ:4455260001	■	■	■	■
ISWT41	Cordless walktester	A5Q00026218	■	■	■	■
ISIF485B	Installation module SW	A5Q00026219	■	■	■	■
ISMD42	Pole mount HW for IS405H	S54533-B101-A100				

			Active IR outdoor beams					
			IS433	IS434	IS435	IS443	IS444	IS445
Type	**Description**	**Order no.**						
BP-60TE	Pole mounting cover for beams	BPZ:5386370001	■	■	■			
BP-200F	Pole mounting cover for beams	BPZ:5386240001				■	■	■
HTF-24	Heater for quad beams	BPZ:5386110001				■	■	■

© Siemens Switzerland Ltd 2009

PIR external motion detectors								
Long-range curtain		Volumetric medium range			Volumetric long range	Directional medium-range curtain		Long-range curtain/ Steep look down
IS404	**IS404H**	**IS380**	**IS380H**	**IS382**	**IS384**	**IS392D**	**IS392DH**	**IS405H**
■	■	■	■	■	■	■	■	
■	■	■	■	■	■	■	■	
■	■	■	■	■	■	■	■	■
■	■	■	■	■	■	■	■	■
								■

© Siemens Switzerland Ltd 2009

External Motion Detectors
Accessories

Type		Order No.
ISIF485B	**ISIF485B Installation module and software** The installation software is very useful for alignment and signal check during setting up and routine maintenance. It will indicate the amplitudes generated by wanted as well as unwanted targets and help set the gain control correctly during the walk tests and also show the magnitude of disturbance signals. This accessory is for IS380.., IS382, IS384, IS390.., IS392.., IS404.., IS405H.	**A5Q00026219**
ISTC41	**Installation telescope for IS380.., IS382, IS384, IS390.., IS392.., IS404.., IS405H** The installation telescope ISTC41 is used for easy alignment of the surveillance zone and to set the sensitivity at the point of installation. Weight 0.320 kg	**BPZ:4455260001**
ISWT41	**Cordless walk tester for IS380.., IS382, IS384, IS390.., IS392.., IS404.., IS405H** The cordless walk tester ISWT41 is an accessory for checking the detector alignment remotely. During walk test it indicates a detector alarm with a beeper and a LED. The walk tester consists of a transmitter and a receiver. Weight 0.175 kg	**A5Q00026218**
ISMD41-3	**Pole mounting bracket for IS380.., IS382, IS384, IS390.., IS392.., IS404..** Pole mounting bracket ISMD41-3 with two strap bands for poles of 4...16 cm diameter. Weight 0.160 kg	**A5Q00026220**
ISMD42	**Mount hardware for IS405H** Mounting bracket ISMD42 for IS405H external PIR detector only.	**S54533-B101-A100**
BP-60TE	**Pole mounting cover for IS43x beams** Special cover designed to weatherproof IS433, IS434 and IS435 beams when mounted on round poles outside. Delivery unit 1 pair per carton Pole sizes Ø 38 ~ 45 mm Weight 0.400 kg	**BPZ:5386370001**

© Siemens Switzerland Ltd 2009

External Motion Detectors
Accessories

Type		Order No.
BP-200F	**Pole mounting cover for IS44x beams** Special cover designed to weatherproof IS443, IS444 and IS445 beams when mounted on round poles outside. Delivery unit: 1 pair per carton Pole sizes: Ø 38 ~ 45 mm Weight: 0.615 kg	**BPZ:5386240001**
HTF-24	**Heater for IS44x beams** For use with IS443, IS444 and IS445 in severe weather conditions (snow, frost) Delivery unit: 1 pair per carton Power supply: 24 VDC / 860 mA (typical) Weight: 0.082 kg	**BPZ:5386110001**

© Siemens Switzerland Ltd 2009

Intrunet seismic detectors

Tailored security and optimal damage limitation ...

... for all specialist applications.



Intrunet seismic detectors – 24/7 protection of cash and valuables

The range of Intrunet™ seismic detectors from Siemens are specifically designed for round-the-clock monitoring of safes, automated teller machines (ATMs), night deposits, strong rooms and modular vaults and protection against vandalism and theft. Easy to install and program, the detectors offer one of the highest detection range and false alarm immunity on the market, and are optimized for installation on steel, concrete and synthetic composite materials.

The combination of advanced digital signal processing and the Senstec™ bimorph sensor technology enables any mechanical or thermal attack to be immediately detected: The alarm is triggered repeatedly during the attack, giving ample time for intervention before the intruder has managed to gain access to the valuables or serious structural damage is done. This technology also ensures that environmental disturbances are ignored, and false alarms eliminated.

- Reliable early detection of thermal and mechanical attacks
- Optimal structural damage limitation
- Unique Senstec patented sensor technology
- Outstanding false alarm immunity
- Fast installation and adjustable application-specific sensitivity settings

Seismic Detectors
Product Overview

	GM710	GM730	GM760	GM775	GM570LSN	GM580LSN
Material/applications						
Steel (vaults, ATMs, night depositories)	■	■	■	■	■	■
Concrete			■	■	■	■
Synthetic material (lightweight vaults, ATMs armoured with synthetic materials)			■	■	■	■
Detection range						
Operating range on concrete (up to) – thermal tools – mechanical tools	 2 m 10 m	 4 m 16 m	 5 m 18 m	 5 m 18 m	 4 m 16 m	 4 m 16 m
Covered area (up to)	12.5 m^2	50 m^2	80 m^2	80 m^2	50 m^2	50 m^2
Features						
Remote sensitivity		■	■	■	■	via LSN
Sensitivity adjustment – programmable SensTool (user mode) – DIP switch settings	 4 levels (fixed)	 5 levels 4 levels (3 fixed)	 7 levels 4 levels (3 fixed)	 7 levels 4 levels (3 fixed)	 6 levels via LSN	 6 levels via LSN
Tamper protections – opening – tear off	 ■ ■	 ■ ■	 ■ ■	 ■ ■	 ■	 ■
Low-/high-temperature monitoring		–15 to +85 °C fixed	–40 to +85 °C adjustable	–40 to +85 °C adjustable	–40 to +85 °C adjustable	–40 to +85 °C adjustable
Anti-drilling shield		Optional	Optional	Optional	Optional	Optional
Connector test transmitter	■	■	■	■	■	■
Event memory			■	■		
Electronic alarm output				■		
Technical specifications						
Mounting screws	2	2	2	2	3	3
Dimensions (W x H x D)	89 x 89 x 22 mm	89 x 89 x 22 mm	89 x 89 x 22 mm	89 x 89 x 22 mm	89 x 89 x 39.5 mm	89 x 89 x 39.5 mm
Supply voltage	8–16 V	8–16 V	8–16 V	8–16 V	max. 33 V (LSN)	max. 33 V (LSN)
Current consumption – quiet – on alarm	 3 mA 5 mA	 3 mA 5 mA	 3 mA 5 mA	 3 mA 5 mA	 1.5 mA 1.6 mA	 1.8 mA 2.0 mA
Operating temperature	–40 to +70 °C	–40 to +70 °C	–40 to +70 °C	–40 to +70 °C	–20 to +70 °C	–20 to +70 °C
Housing protection	IP43	IP43	IP43	IP43	IP43	IP67
Approvals						
VdS – DE		■		■	■	■
VSÖ – AT					■	
IMQ – IT		■	■			
CNMIS – FR		■	■			
INCERT – BE		■	■			
SBSC – SE		■		■		
PIE – PL		■	■			
UL C-US – US, CD	■	■	■			
CCC – CN	■	■	■			

© Siemens Switzerland Ltd 2009

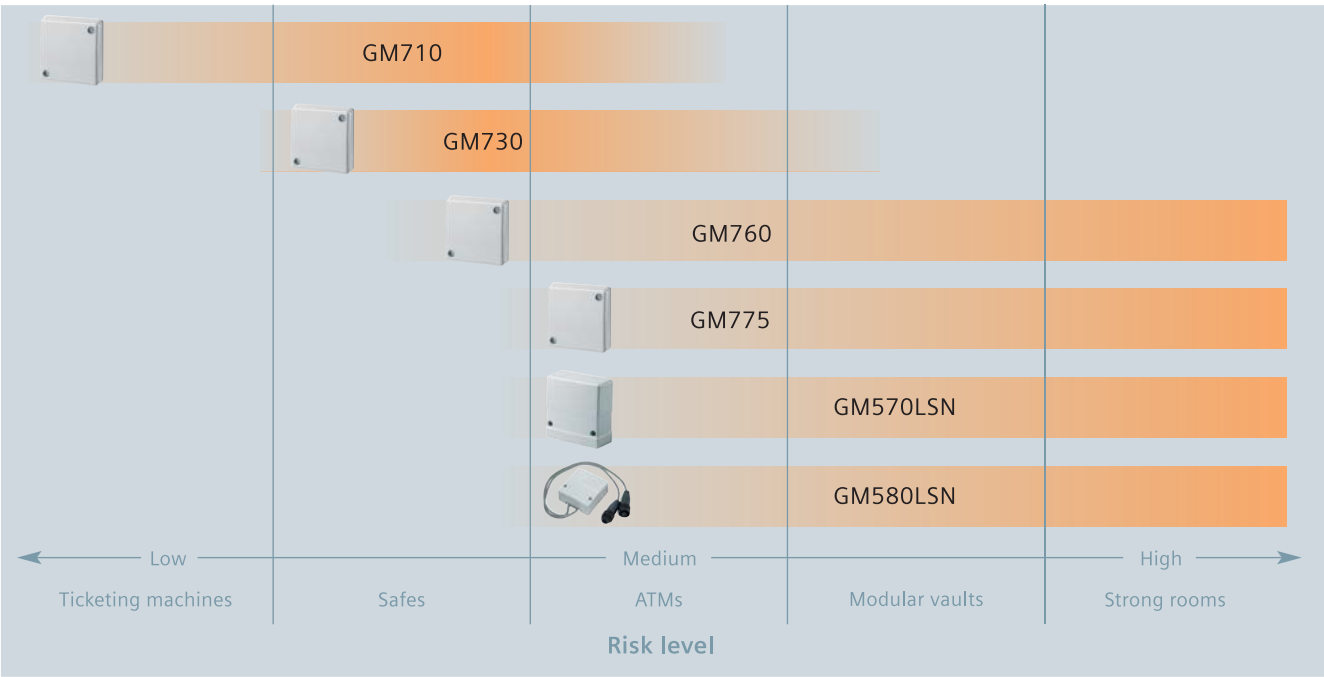

Seismic detectors application range

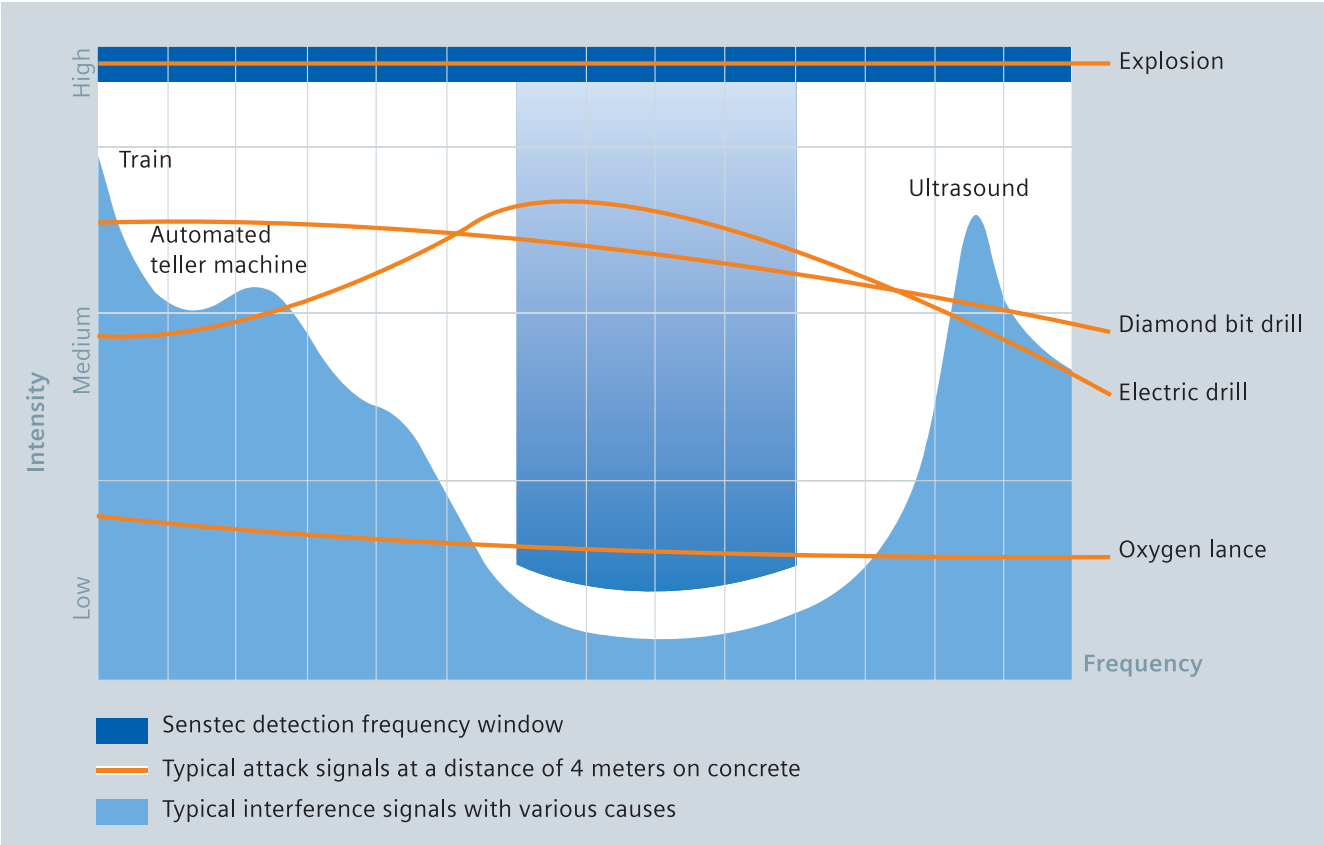

Sophisticated digital signal processing

Seismic Detectors

Seismic Detectors

Type		Order No.
GM710	**Seismic detector with standard functionality for steel applications**	**S54534-F106-A100**

Seismic detector with optimized functionality and range for cost sensitive steel applications like safes, night deposits, ticket machines and automatic cash dispenser against break in attemps with mechanical and thermal attack tools.

Coverage area for all tools	2 m / 12.5 m²
Power supply	8 - 16 VDC (12 V nominal)
Current consumption (12 VDC)	3 mA (5 mA on alarm)
Alarm output relay	Opens on alarm, 30 VDC / 100 mA
DIP switch settings	4 levels fixed
Operating temperature	-40 ~ +70 °C
Housing protection (EN 60529)	IP43
Dimensions (W x H x D)	89 x 89 x 22 mm
Approval	UL, CCC
Weight	0.210 kg
Data sheet	A6V10245474

GM730	**Seismic detector with advanced functionality for steel applications**	**S54534-F107-A100**

Programmable seismic detector for round-the-clock monitoring of safes, night deposits and automatic cash dispensers (steel applications) against break in attemps with mechanical and thermal attack tools. Successor of GM730 with order no. A5Q00005841

Coverage area for all tools	4 m / 50 m²
Power supply	8 - 16 VDC (12 V nominal)
Current consumption (12 VDC)	3 mA (5 mA on alarm)
Alarm output relay	Opens on alarm, 30 VDC / 100 mA
DIP switch settings	3 levels +1 level programmable
Via SensTool PC software	Programmable
Operating temperature	-40 ~ +70 °C
Housing protection (EN 60529)	IP43
Dimensions (W x H x D)	89 x 89 x 22 mm
Approval	VdS, UL, CCC, CSA
Weight	0.210 kg
Data sheet	A6V10245476

© Siemens Switzerland Ltd 2009

Seismic Detectors

Type		Order No.
GM760	**Seismic detector for multi-purpose use**	**S54534-F108-A100**

Programmable seismic detector for universal application use. Dedicated for round-the-clock monitoring of safes, cash dispensers, night deposits, strong rooms and modular vaults made of steel, concrete and armoured or synthetic composites against break-in attempts with mechanical and thermal attack tools. Specially designed for best detection performance and maximum immunity to environmental influences. Successor of GM760 with order no. A5Q00005840.

Coverage area for all tools	5 m / 80 m²
Power supply	8 - 16 VDC (12 V nominal)
Current consumption (12 VDC)	3 mA (5 mA on alarm)
Alarm output relay	Opens on alarm, 30 VDC / 100 mA
DIP switch settings	3 levels + 1 level programmable
Via SensTool PC software	Programmable
Operating temperature	-40 ~ +70 °C
Housing protection (EN 60529)	IP43
Dimensions (W x H x D)	89 x 89 x 22 mm
Approval	UL, CCC, CSA
Weight	0.210 kg
Data sheet	A6V10245479

GM775 — **Seismic detector for intelligent multi-purpose use** — **S54534-F109-A100**

Programmable universal application for round-the-clock monitoring of safes, cash dispensers, night deposits, strong rooms and modular vaults made of steel, concrete and armoured or synthetic composites against break-in attemps with mechanical and thermal attack tools. Specially designed for best detection performance and maximum immunity to environmental influences. The GM775 has an electronic alarm output to connect to the alarm indicator system GMYA7. Successor of GM770 with order no. A5Q00005839.

Coverage area for all tools	5 m / 80 m²
Power supply	8 - 16 VDC (12 V nominal)
Current consumption (12 VDC)	3 mA (5 mA on alarm)
Alarm output relay	Opens on alarm, 30 VDC / 100 mA
DIP switch settings	3 levels + 1 level programmable
Via SensTool PC software	Programmable
Operating temperature	-40 ~ +70 °C
Housing protection (EN 60529)	IP43
Dimensions (W x H x D)	89 x 89 x 22 mm
Approval	VdS
Weight	0.210 kg
Data sheet	A6V10245481

© Siemens Switzerland Ltd 2009

Seismic Detectors

Type		Order No.
GM570LSN	**Seismic detector for LSN, VdS approval**	**BPZ:5395000001**

The seismic detector GM570LSN provides reliable protection for safes, armoured safes and strongrooms against attack with explosives and break-in attempts with any of the known tools, such as diamond-head drills, hydraulic pressure tools and oxygen lances. The detector is suited for local security networks (LSN) with gateway SAG61.

Coverage area for all tools	4 m / 50 m²
Power supply	8 - 16 VDC (12 V nominal)
Current consumption (12 VDC)	1.5 mA / max. 1.6 mA
Function test duration	< 5 s
DIP switch settings	6 levels + 1 free programmable level via LSN control unit
Operating temperature	-40 ~ +70 °C
Housing protection (EN 60529)	IP43
Approval	VdS
Dimensions (W x H x D)	89 x 89 x 39.5 mm
Weight	0.345 kg

GM580LSN	**Watertight seismic detector, VdS approval**	**A5Q00001640**

The GM580LSN is the only watertight seismic detector for the 24h surveillance of strong rooms and doors, safes, night safes, ATMs. Due to its building principle and the watertight screw and plug connection, the detector can easily be installed. The optical contact facilitates remote surveillance and makes your system even safer without requiring manual on-site control.

Housing protection (EN 60529)	IP67
Approval	VdS
Weight	0.460 kg
Data sheet	007640

© Siemens Switzerland Ltd 2009

Seismic Detectors
Accessories Overview

			GM710	GM730	GM760	GM775	GM570LSN	GM580LSN
Type	**Description**	**Order no.**						
GMXS5	Remote test transmitter	BPZ:5627000001	■	■	■	■	■	■
GMXS1	Test transmitter	BPZ:4202370001	■	■	■	■	■	included
GMXP0	Mounting plate	BPZ:2772730001	■	■	■	■	■	■
GMXWG0H	Watertight housing	BPZ:3720260001	■	■	■	■	■	
GMXP3	Swivel plate	BPZ:3470190001	■	■	■	■	■	■
GMXP3Z	Swivel plate	BPZ:5712410001	■	■	■	■	■	■
Spacer/2 mm	Spacer/2 mm for GMXP3	BPZ:3506110001	■	■	■	■	■	■
Spacer/2 mm	Spacer/4 mm for GMXP3	BPZ:3506240001	■	■	■	■	■	■
GMAS6	Fixing device	BPZ:4886060001	■	■	■	■	■	■
GMXW0H	Wall recess box	BPZ:2771210001			■	■	■	■
GMXB0	Floor box	BPZ:2772020001			■	■	■	■
GMSW7	SensTool-SW	A5Q00006246		■	■	■		
GMXD7	Drilling protection (10 pcs)	A5Q00006245		■	■	■		
GMYA7-AS	Remote test system for seismic	S54534-F101-A100				■		
GMYA7-A	Alarm indicator	S54534-F102-A100				■		

© Siemens Switzerland Ltd 2009

Seismic Detectors
Accessories

Type		Order No.
GMXS5	**External test transmitter for seismic detectors**	**BPZ:5627000001**

The test transmitter GMXS5 allows the full functional test of all seismic detectors of the GM7xx-family. It is mounted separately from the seismic detector onto the monitored object. Thus the complete assembly arrangement is tested for correct functioning.

Power supply	8 - 16 VDC (12 V nominal)
Current consumption (12 VDC)	4 mA (12 mA with "test active")
Tamper output semicond. relay	Opens on alarm, 30 VDC / 100 mA
Test input	Low < 1.5 V / high > 3.5 V
Operating temperature	-40 ~ +70°C
Housing protection (EN 60529)	IP43
Dimensions (W x H x D)	89 x 89 x 39.5 mm
Approval	VdS
Weight	0.370 kg
Data sheet	008127

GMXS1 — **Test transmitter for GM730/760/775/570LSN** — **BPZ:4202370001**

The GMXS1 is installed in the detector and used for function test of the seismic detector it is installed in.

Weight	0.020 kg

GMYA7-AS — **Alarm indication system with key module and indicator module** — **S54534-F101-A100**

The GMYA-AS alarm indication system can test the function of 8 seismic detectors (up to 56 detectors with a maximum of 7 indicator panels) and indicates their alarms (test, tamper and real alarms). Can be used only with the seismic detector GM775 and in combination with the GMXS1. Unauthorized use is prevented with the key module. Only the authorized user can use the system with the key.

Approval	VdS Class C
Dimensions (W x H x D)	Indicator module: 112 x 92 x 31 mm Key module: 112 x 92 x 37 mm

GMYA7-A — **Alarm indicator module** — **S54534-F102-A100**

The alarm indicator module GMYA7-A enables the expansion of the alarm indication system GMYA7-AS with additional indicator modules. In total a system supports 7 indication modules. Each indication module connects 8 detectors.

Current consumption	Max. 25 mA
Approval	VdS Class C
Dimensions (W x H x D)	112 x 92 x 31 mm

© Siemens Switzerland Ltd 2009

Type		Order No.
GMSW7	**SensTool interface and software for seismic detectors GM730/760/775** With the SensTool software operating parameters can individually be set. In addition, actual information such as the sensor and integration signal are visualized. The alarm event memory of the GM760 and GM775 can be retrieved. Weight 0.128 kg	**A5Q00006246**
GMXP0	**Mounting plate for seismic detectors** The GMXPO mounting plate has to be used for seismic detector installations on concrete at all times. Installation with the GMXPO on steel are recommended especially when the stell surface is uneven. Weight 0.270 kg	**BPZ:2772730001**
GMXP3	**Swivel plate for seismic detectors** The swivel plate GMXP3 is used to protect safe and strong room doors with exposed keyholes with a day and night mode position. An alarm is triggered in case of unauthorized opening in active mode (night mode). Compatible with all GM7xx (with included adaptor plate) and GM5xx detectors. Weight 0.525 kg	**BPZ:3470190001**
GMXP3Z	**Swivel plate for seismic detectors** The swivel plate GMXP3Z is used to protect safe and strong room doors with exposed keyholes with a day and night mode position. An alarm is triggered in case of unauthorized opening in active mode (night mode). Compatible with all GM7xx (with included adaptor plate) and GM5xx detectors. The Z shaped swivel arm allows installations even on larger locks. Weight 0.700 kg	**5712410001**

© Siemens Switzerland Ltd 2009

Seismic Detectors
Accessories

Type		Order No.
SPACER/2 mm	**2 mm spacer plate for GMXP3/ GMXP3Z** Spacer for gap between keyhole and GMXP3 / GMXP3Z flange. Weight 0.010 kg	**BPZ:3506110001**
SPACER/4 mm	**4 mm spacer plate for GMXP3/GMXP3Z** Spacer for gap between keyhole and GMXP3/GMXP3Z flange. Weight 0.020 kg	**BPZ:3506240001**
GMAS6	**Keyhole protection fixing device for seismic detectors** The GMAS6 keyhole protection fixing device is used together with a sensitive detector to monitor safes and strong rooms against break-in attempts and additionally to detect unauthorized opening respectively accessing a keyhole when the system is activated. When the system is armed, the monitoring switch built into the detector plate is closed. It opens and actuates an alarm immediately when the detector is raised from the door plate. During working hours the detector plate is hung on the quiescent plate.	**BPZ:4886060001**
GMXB0	**Floor box for seismic detectors** The GMXB0 is designed for floor installations in concrete. Max. weight support 1,000 kg Weight 2.085 kg	**BPZ:2772020001**

© Siemens Switzerland Ltd 2009

Seismic Detectors
Accessories

Type		Order No.
GMXW0	**Wall recess box with cover for seismic detectors** The GMXW0 is designed for wall and ceiling installations in concrete. Weight 1.160 kg	**BPZ:2771210001**
GMXWG0H	**Watertight housing for seismic detectors** With the watertight housing GMXWG0H seismic detectors are protected from environmental influences such as water and dust. The housing can be surface or recess mounted on walls, ceilings and floors both inside or outside buildings. Weight 1.010 kg	**BPZ:3720260001**
GMXD7	**Anti-drilling foil for GM730, GM760 and GM775** The GMXD7 can be fitted into the detector's housing as an additional tamper protection in order to detect drill attacks on the detector itself when exposed to attack attemps. Weight 0.010 kg	**A5Q00006245**
GMXP3-A	**Adaptor plate for GMXP3/GMXP3Z** Adaptor plate for the exchange of a GM5xx by a GM7xx on an existing swivel plate (installation to support compatibility).	**S54534-F105-A100**

© Siemens Switzerland Ltd 2009

Intrunet E-Line detectors

The fastest installation time ...

... with top performance Fresnel optics.

Other Intrunet detectors – for ultimate security with maximum coverage

The range of complementary detectors from Siemens offers the final touch to any modern security system: from door and window contacts to silent alarming devices, no area will be left un-monitored.

- Acoustic glass break detectors with operating radius up to 8.5 m
- Mechanical door and window contacts for tighter periphery surveillance
- Showcase surveillance detectors
- Silent alarming with foot rails and hold-up alarm devices
- Optical smoke detector for use in stand-alone or networked installations

Other Detectors
Acoustic Glass Break Detectors

Type		Order No.
AGB600	**Audio glass break detector** Versatility of application is ensured by the safe and reliable detection of glass breakage occuring on objects both small and large as well as on single or multiple glazed objects fitted with simple window glass. Supply voltage: 8 ~ 16 VDC Current consumption: 3.2 mA - 8 mA Alarm output tamper contact: 30 VDC / 100 mA Sensitivity adjustment: 4 m / 8 m Range: Max. 8.5 m radius Colour: White Operating temperature: -10 ~ +55 °C Weight: 0.150 kg Data sheet: 007389	**A5Q00001591**
GT2	**Test unit for AGB600 and IGBW6** After a location has been selected, the GT2 test unit can be used to check the AGB600 and the IGBW6-10 detector for correct acoustic coupling to the glass surfaces to be protected, prior to permanent installation. Weight: 0.251 kg	**BPZ:5074190001**

© Siemens Switzerland Ltd 2009

Other Detectors
Mechanical Contacts

Type		Order No.
TKU..	**Surveillance contact** The TKU.. is for front or side mounting on doors, windows, safes, garages etc. It can also be used as sabotage protection for equipment in security systems; e.g. control units, electronic detectors etc. Single pole changeover contact: Switch power rating: > 25 W Current: > 1 A Voltage: Low voltage Actuating pressure: 400 g max. Overtravel: 4 ~ 7 mm, depending on changeover gap Ambient temperature range: -20 ~ +50 °C Data sheet: 008126	**TKU..**
TKU2	**Surveillance contact** See TKU.. for technical overview and note the additional / other specifications: The TKU2 is for front or side mounting on doors, windows, safes, garages etc. It can also be used as sabotage protection for equipment in security systems; e.g. control units, electronic detectors etc. Weight: 0.019 kg	**BPZ:2305080001**
TKU3	**Surveillance contact with special locking mechanism** See TKU.. for technical overview and note the additional / other specifications: The TKU3 can be additionally be used on skylight or swivel windows with special locking mechanisms. Weight: 0.029 kg	**BPZ:2307860001**
TKU4	**Surveillance contact equipped with a special threaded plate** See TKU.. for technical overview and note the additional / other specifications: The TKU4 is equipped with a special threaded plate for mounting directly on the lock plate i.e. in the lock bolt opening in the door frame. Weight: 0.033 kg	**BPZ:2307990001**

© Siemens Switzerland Ltd 2009

Other Detectors
Mechanical Contacts

Type		Order No.
TKU5	**Surveillance contact with protective spring** See TKU.. for technical overview and note the additional / other specifications: The TKU5 is equipped with a protective spring. Weight 0.037 kg	**BPZ:2442770001**

© Siemens Switzerland Ltd 2009

Other Detectors
Foot Rails

Type		Order No.
FK32	**Hold-up foot rail** The unobstrusive actuation of the hold-up foot rail FK32 makes it suitable for releasing alarm, triggering surveillance cameras and many other switching functions. The hold-up foot rail can be mounted on bank or shop counters, desks and similar applications. Weight 0.632 kg Data sheet 008125	**BPZ:2305530001**
FKL3	**L-bracket for wall mounting** The L-bracket FKL3 is used for wall mounting. Weight 1.795 kg	**BPZ:2446170001**
FKZ3	**Z-bracket for floor mounting** The Z-bracket FKZ3 is used for mounting on the floor. Weight 3.242 kg	**BPZ:2446200001**

© Siemens Switzerland Ltd 2009

Other Detectors
Hold-up Alarm Devices

Type		Order No.
AT11W	**Alarm button for surface mounting (white)** For installation at the entrance to banks etc. in a desk or in a till. Elegant design which conforms with usual counters and yet is clearly recoginzable as an alarm button. Alarm button with one break contact each for the connection of an alarm and tamper line. White paper disc printed with "ALARM", which must be punctured to actuate an alarm. It can be replaced without the use of tools. LED indicator. The alarm button is protected against unauthorized opening by cover switch. Surface-mounted and counter models. Two-section white-beige plastic housing. Contact load: < 30VDC / 25 mA Data sheet: d651c	**BPZ:3889000001**
AT12W	**Alarm button for recess mounting (white)** For installation at the entrance to banks etc. in a desk or in a till. Elegant design which conforms with usual counters and yet is clearly recoginzable as an alarm button. Alarm button with one break contact each for the connection of an alarm and tamper line. White paper disc printed with "ALARM", which must be punctured to actuate an alarm. Easy to replace. LED indicator. The alarm button is protected against unauthorized opening. Recess-mounted model for installations in standard recess boxes, diameter 55 mm and recess boxes UPR7. Universal plate included. Data sheet: d651c	**BPZ:3889130001**
FAT7	**Alarm button for installation in desks and counters** For installation in desks, counters etc. Button with make and break contacts built into an anodized rosette. A 12 V or 24 V incandescent lamp can be inserted into the button to signal alarm actuation or acknowledgement. Replaceable with white paper disc printed with the word "ALARM". Contact load: < 24 VDC / 1 A Data sheet: d651c	**BPZ:2937810001**
AT11W A/7	**Replacement paper disc for AT11W/ AT12W (100 pcs)**	**BPZ:4198240001**
FAT6 A/7	**Replacement paper disc for FAT7 (10 pcs)**	**BPZ:2566500001**

© Siemens Switzerland Ltd 2009

Other Detectors
Smoke Detectors

Type		Order No.
OP412	**Optical smoke detector** The optical smoke detector OP412 is designed for small commercial and residential applications. As a battery powered detector it can be used autonomus or can be wire connected and networked with up to 40 detectors. The detector can be wire connected to an alarm panel or another alarm device with the included relay module.	**S54539-F101-A100**

Power supply	Battery: 3 x Alkaline 1.5 V; type: LR6; Size: AA; up to 5 years battery life time
Relay output, switching voltage	Max. 30 VDC / 42 V AC
Relay output, switching current	Max. 1 ADC / 0.5 A AC
Area coverage	60 m2
Network connections	with up to 40 detectors
Operation temperature	0 ~ +50 °C
Storage temperature	-20 ~ +60 °C
Humidity (DIN 40040)	< 85% r.h., non condensing
Dimensions	120 x 44 mm
Weight	0.159 kg
Data sheet	A6V10234051

© Siemens Switzerland Ltd 2009

Intrunet SI series

Scalability, modularity, functional customisation ...

... everything modern security expects, and more.

Intrunet SI series – for sophisticated security with a “plus”

The Intrunet™ SI series control systems are ideal for organisations looking to invest wisely in security. Modular and scalable, they form the heart of easy-to-operate, adaptable intrusion detection systems.

Easy to install and to use, wired or wireless, the family of Intrunet SI series control units uses a common programming software and can be configured to fit individual needs. A complete range of high-performance motion detectors offering the latest in intelligent signal analysis also combine to deliver early and reliable detection and reduced false alarms. And with remote programming and activation, the maintenance of the control units is equally easy … for all round high performance and flexible security from Siemens.

- Future-proof and scalable security
- Superior detection reliability and false alarm immunity
- Sophisticated alarm verification
- Versatile alarm transmission paths
- High system integration capability

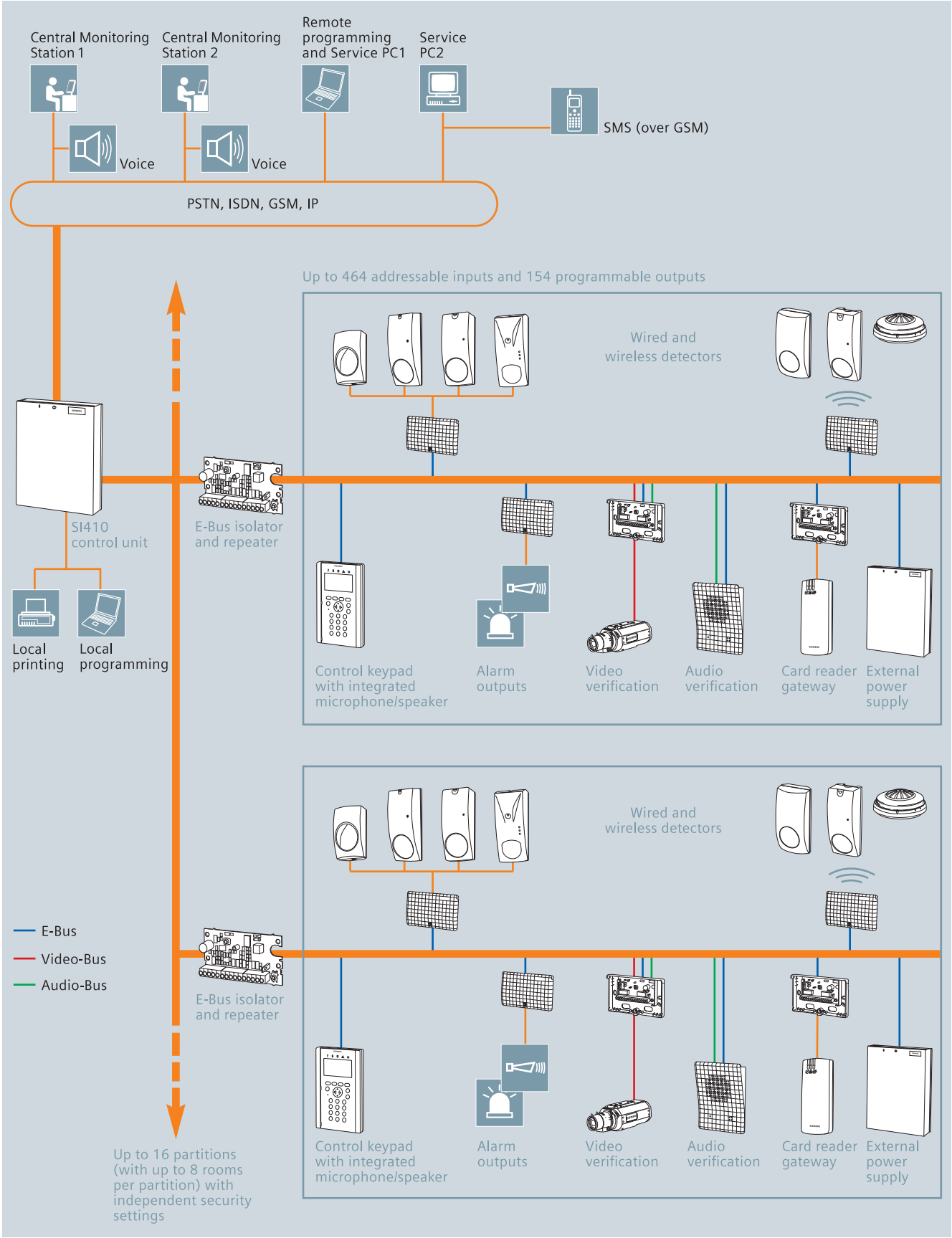

© Siemens Switzerland Ltd 2009

Support for remote services

	Configuration and maintenance	Alarm management		Alert messages	
Communications (physical paths)	Sylcom*	Alarm transmission	Alarm verification	Voice	SMS "PLUS"
PSTN	■	■	■	■	
ISDN	■	■	■	■	
IP "PLUS"	■	■			
GSM (GPRS) "PLUS"		■			■

*SI120/220: over IP or ISDN/PSTN

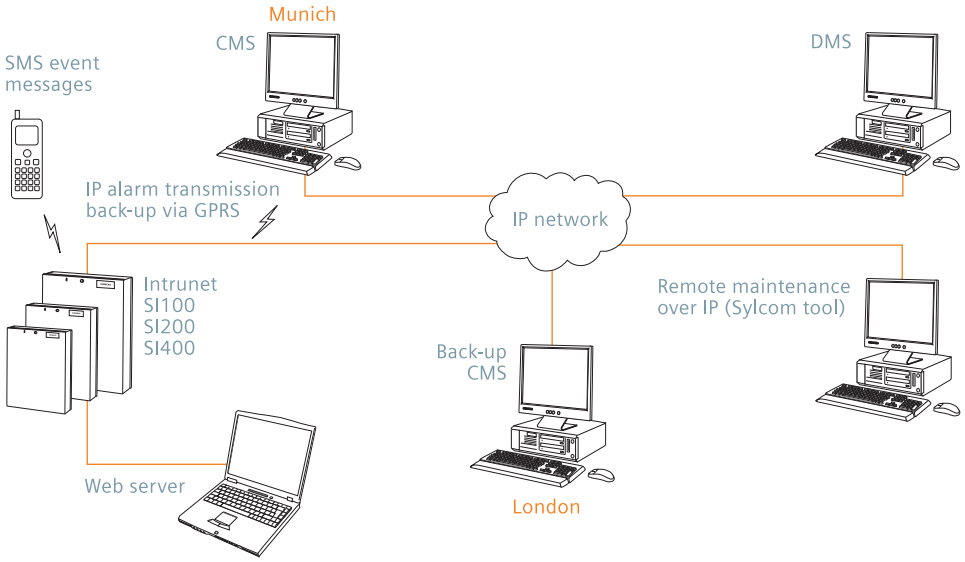

Intrunet SI series – scalable, reliable security

Seamless integration with Danger Management Systems

Remote or on-site configuration and operation

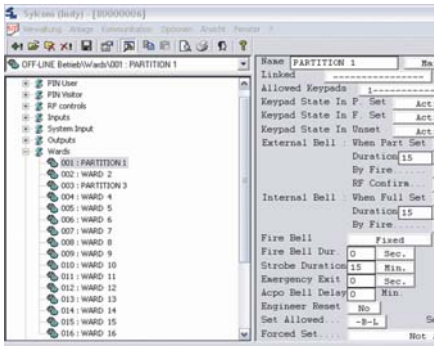

© Siemens Switzerland Ltd 2009

SI Control Panels
Product Overview

	SI series with "Plus"				Standard SI series		
	SI120	SI220	SI410	SI420	SI120	SI220	SI410
Inputs in control unit	6	8	16	24	6	8	16
Total inputs with extension SAT12/SMT12	22	48	144	144	22	48	144
Total inputs with 4 E-Bus expander SAG91			464	464			464
Outputs in control unit	5	8	11	15	5	8	11
Total outputs with extension SAT12/SMT12/SMT44	23	49	114	114	23	49	114
Total outputs with E-Bus expander SAG91			154	154			154
Partitions	2 + 1	6	16	16	2 + 1	6	16
Rooms per partition/total	6 / 12	6 / 36	8 / 128	9 / 128	6 / 12	6 / 36	8 / 128
2 easy calendars for automatic set/unset	■				■		
8 calendars with individual time slots		■				■	
20 calendars with advanced functionality			■	■			■
User/installer PIN's	19 / 1	49 / 1	497 / 3	497 / 3	19 / 1	49 / 1	497 / 3
Optional PSTN dialler SML51	■	■	■	■	■	■	■
Optional ISDN dialler SML61	■	■	■	■	■	■	■
Optional voice module SMV11	■	■	■	■	■	■	■
Optional IP-module SMN36			■	■			■
Optional IP-module SMN42	■	■	■	■			
Optional IP/GSM-module SMN43	■	■	■	■			
SMS via SMN43	■	■	■	■			
Additional power supplies SAP14/SAP20	2	5	15	15	2	5	15
Keypads	3	7	32	32	3	7	32
Keypad SAK41	■	■	■	■	■	■	■
Keypad SAK51	■	■	■	■	■	■	■
Keypad SAK52	■	■	■	■	■	■	■
Keypad SAK53	■	■	■	■	■	■	■
Keypad SAK84 incl. SAK9S1	■	■	■	■			
Keypad SAK94 incl. SAK9S1/L1			■	■			
Keyswitch SAK9S1	■	■	■	■			
Indication module SAK9L1	■	■	■	■			
Card reader interface SMG71			30	30			30
Alarm verification zones WAC12/WAT21	6	8	32	32	6	8	32
Audio verification WMA11	■	■	■	■	■	■	■
Video verification WMV12	■	■	■	■	■	■	■
Local video function	■	■	■	■	■	■	■
SiWay wireless gateway	1	3	4	4	1	3	4
Wireless inputs (takes away wired inputs)	12	32	48	48	12	32	48
Wireless remote controls	7	21	28	28	7	21	28

© Siemens Switzerland Ltd 2009

Type		Order No.
SI120..	**Sintony® control panel 6-22 zones**	**SI120..**

Multimedia control panel to build-up an universal security system. The Sintony® 120 can be expanded from 6 to 22 inputs and is equipped with all the functions required to implement a high quality security system. Especially for residential and small commercial such as shops, bars, offices and more.
1.5 mm steel housing with tamper contact. Main board with power supply and transformer are integrated. In- and output are freely programmable.

Supply voltage (typical)	230 VAC, ± 10%/-15% / 50 Hz
Current consumption	Max. 160 mA
Battery	12 VDC / 7.2 Ah
Auxiliary power (nominal)	12 VDC / 0.8 A
Number of on-board zones	6
Max. number of hardwired zones	22 (4 SAT12 or SMT12)
Max. number of output modules	1 (SMT44)
Max. number of wireless zones	See installation instruction IEGW6-12
Number of on-board open coll.	4 (max. 12 V / max. 150 mA / 30 R)
Number of on-board relays	1 relay, single-pole, 24 V / 2 A (switching power)
Max. number of outputs	23
Max. number of outputs	19
Number of partitions	2 + 1 common
Number of rooms per partition	6
Event memory (engineer)	200
Event memory (user)	20
Number of keypads	Max. 3
Time function	6 time schedule for auto set/unset per partition
Number of verification devices	Max. 6
Video function	Local cyclical video/picture transmission
Telephone communicator	Optional SML51 (PSTN) or SML61 (ISDN) Digital and Speech transmission
Interfaces	1 RS232 for printer/PC
Operating temperature	0 ~ +40 °C
Dimensions (W x H x D)	266 x 334 x 75 mm
Housing protection	IP30
Weight (without battery)	3.200 kg
Data sheet	009175, A6V10061890

SI120CH	**Sintony® control panel 6-22 zones Swiss German**	**BPZ:8009800001**

See SI120.. for technical overview and note the additional / other specifications:

Language	See software kit
IP-Communication	Option SMN42 and SMN43 enable communication over IP and GSM

SI Control Panels
SI100

Type			Order No.
SI120FR	**Sintony® control panel 6-22 zones French**		**BPZ:8007150001**
	See SI120.. for technical overview and note the additional / other specifications:		
	Language	French	
	IP-Communication	Option SMN42 and SMN43 enable communication over IP and GSM	
SI120FR-NF	**Sintony® control panel 6-22 zones French NF**		**BPZ:8007590001**
	See SI120.. for technical overview and note the additional / other specifications:		
	Language	French	
SI120IT	**Sintony® control panel 6-22 zones Italian**		**BPZ:8007160001**
	See SI120.. for technical overview and note the additional / other specifications:		
	Language	Italian	
SI120UK	**Sintony® control panel 6-22 zones English**		**A6E80115610**
	See SI120.. for technical overview and note the additional / other specifications:		
	Language	English	
SI121ES	**Sintony® control panel 6-22 zones Spanish**		**BPZ:8007130001**
	See SI120.. for technical overview and note the additional / other specifications:		
	SI120 Panel with Spanish software + SML51 PSTN communicator		
	Language	Spanish	
	IP-Communication	Option SMN42 and SMN43 enable communication over IP and GSM	
SLI120CHD	**Panel software kit for Swiss German**		**BPZ:8007490001**
	Language	Swiss German	
	IP-Communication	Option SMN42 and SMN43 enable communication over IP and GSM	
SLI120CHF	**Panel software kit for Swiss French**		**BPZ:8007500001**
	Language	Swiss French	
	IP-Communication	Option SMN42 and SMN43 enable communication over IP and GSM	
SLI120CHI	**Panel software kit for Swiss Italian**		**BPZ:8007480001**
	Language	Swiss Italian	
	IP-Communication	Option SMN42 and SMN43 enable communication over IP and GSM	

© Siemens Switzerland Ltd 2009

Type		Order No.
SI220..	**Sintony® control panel 8-48 zones**	**SI220..**

Multimedia control panel to build-up an universal security system. The Sintony® 220 can be expanded from 8 to 48 inputs and is equipped with all the functions required to implement a high quality security system. Especially for small and mid-sized commercial such as boutiques, restaurants, gas station and more.
1.5 mm steel housing with tamper contact. Main board with power supply and transformer are integrated. In- and outputs are freely programmable.

Supply voltage (typical)	230 VAC, ± 10% / 50 Hz
Current consumption	Max. 210 mA
Battery	12 VDS / 17 Ah
Auxiliary power (nominal)	12 VDC / 1.3 A
Number of on-board zones	8
Max. number of hardwired zones	48 (10 SAT12 or SMT12)
Max. number of wireless zones	See installation instruction IEGW6-12
Number of on-board open coll.	4 (max. 12 V / max. 150 mA / 30 R) 1 (max. 12 V / max. 500 mA / 5 R)
Number of on-board relays	1 single-pole, 24 V / 2 A 1 dual-pole, 24 V / 2 A 1 single-pole, 48 V / 5 A (switching power)
Max. number of outputs	Max. 49
Max. number of outputs	Max. 49
Number of partitions	6
Number of rooms per partition	6
Event memory (engineer)	500
Event memory (user)	50
Number of keypads	Max. 7
Time function	6 time schedule for auto set/unset per partition
Number of verification devices	Max. 8
Video function	Local cyclical video/picture transmission
Telephone communicator	Optional SML51 (PSTN) or SML61 (ISDN) Digital and Speech transmission
Interfaces	1 RS232 for printer / PC
Operating temperature	0 ~ +40 °C
Dimensions (W x H x D)	303 x 405 x 88 mm
Housing protection	IP30
Weight (without battery)	5.500 kg
Data sheet	009175, A6V10061894

SI220CH	**Sintony® control panel 8-48 zones Switzerland**	**BPZ:8007510001**

See SI220.. for technical overview and note the additional / other specifications:

Language	See software kit
IP-Communication	Option SMN42 and SMN43 enable communication over IP and GSM

© Siemens Switzerland Ltd 2009

SI Control Panels
SI200

Type			Order No.
SI220FR	**Sintony® control panel 8-48 zones French**		**BPZ:8007250001**
	See SI220.. for technical overview and note the additional / other specifications:		
	Language	French	
	IP-Communication	Option SMN42 and SMN43 enable communication over IP and GSM	
SI220FR-NF	**Sintony® control panel 8-48 zones French NF**		**BPZ:8005810001**
	See SI220.. for technical overview and note the additional / other specifications:		
	Language	French	
SI220IT	**Sintony® control panel 8-48 zones Italian**		**BPZ:8007260001**
	See SI220.. for technical overview and note the additional / other specifications:		
	Language	Italian	
SI220UK	**Sintony® control panel 8-48 zones English**		**A6E80115710**
	See SI220.. for technical overview and note the additional / other specifications:		
	Language	English	
SI221ES	**Sintony® control panel 8-48 zones Spanish**		**BPZ:8007240001**
	See SI220.. for technical overview and note the additional / other specifications:		
	SI220 Panel with Spanish software + SML51 PSTN communicator		
	Language	Spanish	
	IP-Communication	Option SMN42 and SMN43 enable communication over IP and GSM	
SLI220CHD	**Panel software kit for Swiss German**		**BPZ:8007530001**
	Language	Swiss German	
	IP-Communication	Option SMN42 and SMN43 enable communication over IP and GSM	
SLI220CHF	**Panel software kit for Swiss French**		**BPZ:8007540001**
	Language	Swiss French	
	IP-Communication	Option SMN42 and SMN43 enable communication over IP and GSM	
SLI220CHI	**Panel software kit for Swiss Italian**		**BPZ:8007520001**
	Language	Swiss Italian	
	IP-Communication	Option SMN42 and SMN43 enable communication over IP and GSM	

© Siemens Switzerland Ltd 2009

Type		Order No.
SI410..	**Sintony® control panel 16-464 zones**	**SI410..**

Multimedia control panel to build-up an universal security system. The Sintony® 410 can be expanded from 16 to 464 inputs and is equipped with all the functions required to implement a high quality security system. Especially for high risk commercial such as shopping centres, banks, museum, industrial complexes and more.
1.5 mm steelhousing with tamper contract. Main board with power supply and transformer are integrated. In- and outputs are freely programmable.

Supply voltage (typical)	230 V AC +10%/-15%, 50 Hz
Current consumption	Max. 300 mA
Battery	12 VDC / 27 Ah
Auxiliary power (nominal)	12 VDC / 2.3 A
Number of on-board zones	16
Max. number of hardwired zones	Conventional - 464 (112 x SAT12 or SMT12) 4 x SAG91 required for full capcity
Max. number of wireless zones	See installation instruction IEGW6-12
Number of on-board open coll.	7, 12 V / 0.15 A 1, 12 V / 1.0 A
Number of on-board relays	1 SPDT, 24 / 2 A 1 DPDT, 24 / 2 A 1 SPDT, 48 / 5 A
Max. number of outputs	274
Number of partitions	16
Number of rooms per partition	8
Number of clusters	4
Event memory (engineer)	1500
Event memory (user)	50
Number of keypads	Max. 32
Number of card reader	Max. 64 (using max. 32 card reader gateways SMG71)
Time function	20 Calendars on 2 years for actions on input, partitions, outputs and user codes
Number of verification devices	Max. 32
Video function	Local cyclical video / picture transmission
Macro language	Give possibility to customise the panel through a specific programmation able to link 64 inputs to 64 outputs (according to status of partitions, calendars, timers, inputs and outputs
Telephone communicator	Optional SML51 (PSTN) or SML61 (ISDN). Digital and speach transmission
Interfaces	2 x RS232 for printer / PC
Operating temperature	0 ~ +40 °C
Dimensions (W x H x D)	365 x 505 x 133 mm
Housing protection	IP30
Weight (without battery)	8.600 kg
Data sheet	009174, A6V10061898

© Siemens Switzerland Ltd 2009

Type		Order No.
SI410BFL	**Sintony® control panel 16-464 zones Flemish** See SI410.. for technical overview and note the additional / other specifications: Language: Flemish IP-Communication: Option SMN36 enables communication over IP and GSM	**BPZ:8002560001**
SI410CZ	**Sintony® control panel 16-464 zones Czech** See SI410.. for technical overview and note the additional / other specifications: Language: Czech IP-Communication: Option SMN36 enables communication over IP and GSM	**BPZ:8004740001**
SI410FR	**Sintony® control unit 16-464 zones French** See SI410.. for technical overview and note the additional / other specifications: Language: French IP-Communication: Options SMN42 and SMN43 enable communication over IP and GSM	**BPZ:8001800001**
SI410FR-NF	**Sintony® control panel 16-464 zones French NF** See SI410.. for technical overview and note the additional / other specifications: Language: French IP-Communication: Option SMN36 enables communication over IP and GSM	**BPZ:8008400001**
SI410HU	**Sintony® control panel 16-464 zones Hungarian** See SI410.. for technical overview and note the additional / other specifications: Language: Hungarian IP-Communication: Option SMN36 enables communication over IP and GSM	**BPZ:8010020001**
SI410IT	**Sintony® control panel 16-464 zones Italian** See SI410.. for technical overview and note the additional / other specifications: Language: Italian IP-Communication: Option SMN36 enables communication over IP and GSM	**BPZ:8004320001**
SI410PL	**Sintony® control panel 16-464 zones Polish** See SI410.. for technical overview and note the additional / other specifications: Language: Polish IP-Communication: Option SMN36 enables communication over IP and GSM	**BPZ:8002660001**

© Siemens Switzerland Ltd 2009

Type		Order No.
SI410UK	**Sintony® control panel 16-464 zones English** See SI410.. for technical overview and note the additional / other specifications: Language: English IP-Communication: Option SMN36 enables communication over IP and GSM	**BPZ:8008080001**
SI411ES	**Sintony® control unit 16-464 zones, Spanish** See SI410.. for technical overview and note the additional / other specifications: SI410 Panel with Spanish software + SML51 PSTN communictor Language: Spanish IP-Communication: Options SMN42 and SMN43 enable communication over IP and GSM	**BPZ:8008660001**

Type		Order No.
SI420..	**Sintony® control panel 16-464 zones**	**SI420..**

Multimedia control panel to build-up an universal security system. The Sintony® 420 can be expanded from 16 to 464 inputs and is equipped with all the functions required to implement a high quality security system. Especially for high risk commercial such as shopping centres, banks, museum, industrial complexes and more.
1.5 mm steelhousing with tamper contract. Main board with power supply and transformer are integrated. In- and outputs are freely programmable.

Supply voltage (typical)	230 V AC +10%/-15%, 50 Hz
Current consumption	Max. 300 mA
Battery	12 VDC / 27 Ah
Auxiliary power (nominal)	12 VDC / 2.3 A
Number of on-board zones	24
Max. number of hardwired zones	Conventional - 464 (110 x SAT12 or SMT12) 4 x SAG91 required for full capcity
Max. number of wireless zones	See installation instruction IEGW6-12
Number of on-board open coll.	7, 12 V / 0.15 A 1, 12 V / 1.0 A
Number of on-board relays	1 SPDT, 24 / 2 A 1 DPDT, 24 / 2 A 1 SPDT, 48 / 5 A
Max. number of outputs	274
Number of partitions	16
Number of rooms per partition	8
Number of clusters	4
Event memory (engineer)	1500
Event memory (user)	50
Number of keypads	Max. 32
Time function	20 Calendars on 2 years for actions on input, partitions, outputs and user codes
Number of verification devices	Max. 32
Video function	Local cyclical video / picture transmission
Macro language	Give possibility to customise the panel through a specific programmation able to link 64 inputs to 64 outputs (according to status of partitions, calendars, timers, inputs and outputs
Telephone communicator	Optional SML51 (PSTN) or SML61 (ISDN). Digital and speach transmission
IP-Communication	Option SMN42 and SMN43 enable communication over IP and GSM
Interfaces	2 x RS232 for printer / PC
Operating temperature	0 ~ +40 °C
Dimensions (W x H x D)	395 x 555 x 133 mm
Housing protection	IP30
Weight (without battery)	10.200 kg

© Siemens Switzerland Ltd 2009

Type		Order No.
SI420CH	**Sintony® control unit 24-464 zones, Swiss** See SI420.. for technical overview and note the additional / other specifications: Language: Swiss German	**BPZ:8006790001**
SI420DE	**Sintony® control unit 24-464 zones, German** See SI420.. for technical overview and note the additional / other specifications: Language: German	**BPZ:8009470001**

© Siemens Switzerland Ltd 2009

Intrunet SAK94

Multi-partition keypad with integrated card reader ...

... total control at your finger tips.

SI Keypads
LCD/LED Keypads

Type		Order No.
SAK21	**LED keypad**	**A6E80117410**

The LED keypad is used wherever extra arm/disarm facilities are required.

Operating power (nominal)	12 VDC via E-Bus
Current consumption: minimum	18 mA
Current consumption: maximum	51 mA
Status LEDs	3
Housing protection	IP30
Operating temperature	0 ~ +55 °C
Dimensions (W x H x D)	77 x 125 x 36 mm
Weight	0.240 kg
Data sheet	A6V10061890, A6V10061894, A6V10061898

SAK41	**LCD keypad with flap**	**BPZ:8006590001**

The SAK41 is equipped with a 2-line display, each consisting of 16 characters. The display and the keys are fitted with backlights. The 5 LEDs display the most important system states such as on/off, war, "unset", "part set", "full set", alarm etc. The keypad is equipped with a cover.

Operating power (nominal)	12 VDC via E-Bus
Current consumption: minimum	23 mA
Current consumption: maximum	112 mA
Special function keys	6
Status LEDs	5
LCD-display	2 x 16 characters
Operating temperature	0 ~ +55°C
Housing protection	IP30
Dimensions (W x H x D)	110 x 166 x 30 mm
Weight	0.250 kg
Data sheet	A6V10061890, A6V10061894, A6V10061898

SAK51	**LCD keypad**	**BPZ:8006630001**

The SAK51 is equipped with a 2-line display, each consisting of 16 characters. The display and the keys are fitted with backlights. The 5 LEDs display the most important system states such as on/off, war, "unset", "part set", "full set", alarm etc.

Operating power (nominal)	12 VDC via E-Bus
Current consumption: minimum	23 mA
Current consumption: maximum	112 mA
Special function keys	6
Status LEDs	5
LCD-display	2 x 16 characters
Operating temperature	0 ~ +55 °C
Housing protection	IP30
Dimensions (W x H x D)	170 x 110 x 30 mm
Weight	0.220 kg
Data sheet	A6V10061890, A6V10061894, A6V10061898

© Siemens Switzerland Ltd 2009

SI Keypads
LCD/LED Keypads

Type		Order No.
SAK52	**LCD keypad with audio function** The SAK52 is identical to the SAK51. The added audio function (microphone and loudspeaker) supports applications such as alarm verification and remote help.	**BPZ:8006930001**

Operating power (nominal)	12 VDC via E-Bus
Current consumption: minimum	23 mA
Current consumption: maximum	126 mA
Special function keys	6
Status LEDs	5
LCD-display	2 x 16 characters
Operating temperature	0 ~ +55 °C
Housing protection	IP30
Dimensions (W x H x D)	170 x 110 x 30 mm
Weight	0.250 kg
Data sheet	A6V10061890, A6V10061894, A6V10061898

SAK53	**LCD keypad with flap and large display** The SAK53 is equipped with a removable cover and an extra large 2-line display, each consisting of 16 characters. The display and the keys are fitted with backlights. The 5 LEDs display the most important systems states such as on/off, ward, "unset", "part set", "full set", alarm etc.	**BPZ:8006940001**

Operating power (nominal)	12 VDC via E-Bus
Current consumption: minimum	23 mA
Current consumption: maximum	112 mA
Special function keys	6
Status LEDs	5
LCD-display	2 x 16 characters
Operating temperature	0 ~ +55 °C
Housing protection	IP30
Dimensions (W x H x D)	170 x 110 x 30 mm
Weight	0.250 kg
Data sheet	A6V10061890, A6V10061894, A6V10061898

SAK84	**SiPlus LCD keypad with card reader and audio** The SAK84 is equipped with a proximity card reader (125kHz) for easy user access, speaker/microphone for alarm verification, soft keys and large graphical LCD for easy operation. The functionality can be enhanced with add-on module SAK9S1.	**S24243-F3266-A4**

Current consumption: minimum	48 mA
Current consumption: maximum	95 mA (at 12 VDC)
Status LEDs	5
LCD-display	128 x 64 dots
Supply voltage	Via E-Bus
Operating temperature	0 ~ +55 °C
Relative humidity	93 % (no dew)
Dimensions (W x H x D)	112 x 185 x 28 mm
Weight	0.380 kg
Data sheet	A6V10061890, A6V10061894, A6V10061898

© Siemens Switzerland Ltd 2009

Type		Order No.
SAK94	**SiPlus multi partition keypad with card reader and audio**	**S24243-F3263-A4**

The SAK94 is equipped with a proximity card reader (125kHz) for easy user access, speaker/microphone for alarm verification, soft keys and large graphical LCD for easy operation. Up to 16 partitions (SI4xx F9 firmware needed) can be easily operated, whereby 4 partitions are permanently displayed. The functionality can be enhanced with add-on modules SAK9S1 and SAK9L1.

Current consumption: minimum	48 mA
Current consumption: maximum	95 mA (at 12 VDC)
Status LEDs	5
LCD-display	128 x 64 dots
Supply voltage	Via E-Bus
Operating temperature	0 ~ +55 °C
Relative humidity	93 % (no dew)
Dimensions (W x H x D)	112 x 185 x 28 mm
Weight	0.380 kg
Data sheet	A6V10061890, A6V10061894, A6V10061898

SAK9S1	**SiPlus univ. key switch module**	**S24243-F3265-A1**

The SAK9S1 is a universal key switch module. In combination with SAK94, SAK84 or SAK9L1 it's used to unlock the keypad for operation. In standalone mode the function of LED's and key switch position can be freely defined by the control unit. The module also provides a programmable buzzer for acoustic notification.

Current consumption: minimum	25 mA
Current consumption: maximum	50 mA
Configuration	Standalone mode: occupies 1 SMT12 address
Status LEDs	2
Supply voltage	Via E-Bus
Operating temperature	-10 ~ +55 °C
Dimensions (W x H x D)	112 x 92 38 mm
Weight	0.260 kg
Data sheet	A6V10061890, A6V10061894, A6V10061898

© Siemens Switzerland Ltd 2009

SI Keypads
LCD/LED Keypads

Type		Order No.
SAK9L1	**SiPlus univ. annunciation module with key**	**S24243-F3264-A1**

The SAK9L1 is an universal annunciation module with 16 LED's and 4 function keys. In linked mode with SAK94 the status of 4 partitions is displayed with LED's and setting is possible with function keys (depending on control unit type and firmware). In standalone mode the function of LED's and keys can be freely defined by the control unit. The module also provides a programmable buzzer for acoustic notification.

Current consumption: minimum	25 mA
Current consumption: maximum	50 mA
Configuration	Standalone mode: flexible asignment of device addresses. Occupies max. 4 x SMT and 1 x SMT44 addresses.
Status LEDs	16
Supply voltage	Via E-Bus
Operating temperature	-10 ~ +55 °C
Dimensions (W x H x D)	112 x 92 x 38 mm
Weight	0.260 kg
Data sheet	A6V10061890, A6V10061894, A6V10061898

© Siemens Switzerland Ltd 2009

SI Keypads
Keypad Language Kits

Type		Order No.
SLK41DE	Language kit for SAK41 German	BPZ:8002610001
SLK51/52DE	Language kit for SAK51/52 German	A6E80113620
SLK51/52F	Language kit for SAK51/52 French	A6E80112420
SLK53DE	Language kit for SAK53 German	BPZ:8011140001
SLK53FR	Language kit for SAK53 French	BPZ:8011150001

© Siemens Switzerland Ltd 2009

How do I know which floor to check in case of an alarm?

Using interoperable access control, intrusion detection and video surveillance systems.

The alarm can be easily located via the intrusion detection system, then verified with surveillance cameras while simultaneously recording, yet restricting access control rights within the building – all displayed and controlled via one screen. **www.siemens.com/interoperability**

Answers for infrastructure.

SIEMENS

SI Alarm Verification Devices
Audio and Video Verification

Type		Order No.

WAC11

Two-way audio unit loudspeaker and microphone

BPZ:8000110001

The WAC11 is a combined microphone and speaker which can be connected either to a WAC12 or directly to the WMA11 audio module. The WAC11 has an LED which indicates recording mode by illuminating whilst the microphone is activated. This indication can be switched off. The WAC11 uses the same housing as the WAC12.

Supply	Via audio of WAC12
Current consumption: maximum	7 mA
Operating temperature	-10 ~ +55 °C
Housing	ABS
Housing protection	IP30
Dimensions (W x H x D)	105 x 145 x 70 mm
Weight	0.240 kg
Data sheet	A6V10061890, A6V10061894, A6V10061898

WAC12

Addressable two-way audio unit loudspeaker and microphone

BPZ:8007720001

The WAC12 is a combined microphone and loudspeaker controlled via the E-Bus. It is possible to connect 3 WAC11 or WAS11 microphone/loudspeaker units to the WAC12 to extend acoustic coverage.

Supply	Via E-Bus
Current consumption: minimum	5 mA
Current consumption: maximum	24 mA
Operating temperature	-10 ~ +55 °C
Housing	ABS
Housing protection	IP30
Dimensions (W x H x D)	105 x 145 x 70 mm
Weight	0.240 kg
Data sheet	A6V10061890, A6V10061894, A6V10061898

WAS11

Microphone unit

BPZ:8005230001

The WAS11 can either be connected to an addressable WAC12 device or directly to the WMA11 audio module. The WAS11 is equipped with a regulator to adjust the sensitivity.

Power supply	Via audio of WAC12
Operating temperature	-10 ~ +55 °C
Current consumption	0 mA (quiescent state) 3 mA (activated)
Housing	ABS
Housing protection	IP30
Dimensions (W x H x D)	77 x 77 x 35 mm
Weight	0.070 kg
Data sheet	A6V10061890, A6V10061894, A6V10061898

© Siemens Switzerland Ltd 2009

SI Alarm Verification Devices
Audio and Video Verification

Type		Order No.
WAT21	**Video camera interface** The WAT21 E-Bus connection is used to connect a Siemens or standard video camera to the video bus. In addition to this the module has interfaces for the microphone/loudspeaker modules WAC11 and WAS11. A relay output also signalizes activation of the interface subsequent to an alarm (e.g. to switch on external infrared lighting).	**BPZ:8002150001**

Supply	Via E-Bus
Current consumption: minimum	12 mA
Current consumption: maximum	107 mA
Input: video	1 Vpp for camera
Input: audio	To connect WAC11 / WAS11
Output: video	1 Vpp for monitor
Output: open collector	12 V / 150 mA active low 40 Ohm series resistor
Tamper protection	NC contact
Bus connection for	E-Bus, Audio bus, Video bus
Operating temperature	-10 ~ +55 °C
Housing material	ABS
Housing protection class	IP30
Dimensions (W x H x D)	135 x 86 x 27 mm
Weight	0.140 kg
Data sheet	A6V10061890, A6V10061894, A6V10061898

WAV61	**Monitor interface WAV61** The WAV61 monitor interface enables connection of a monitor or video recorder to the video bus for local video monitoring. It can be used to view and record the existing images from WAT21.	**BPZ:8003430001**

Supply	12 VDC
Current consumption	40 mA, typical
Tamper protection	NC contact
Outputs: video	1 Vpp for monitor / VCR
Outputs: Bus connection	for videobus
Operating temperature	-10 ~ +55 °C
Housing material	ABS
Housing protection class	IP30
Dimensions (W x H x D)	135 x 86 x 27 mm
Weight	0.120 kg
Data sheet	A6V10061890, A6V10061894, A6V10061898

© Siemens Switzerland Ltd 2009

Type		Order No.
WMA11	**Plug-on audio module**	**BPZ:8000310001**

The WMA11 audio module is the interface for the audio bus and is simply mounted on the Sintony® mainboard. The audio bus allows for 2-way transfer of acoustic signals between the audio components and the control panel. The module also decodes the DTMF signals of a telephone, thus enabling control panel via telephone keys.

Supply	Via main circuit board
Current consumption	10 mA (quiescent state) 100 mA (activated)
Operating temperature	0 ~ +40 °C
Dimensions (W x H x D)	113 x 60 x 26 mm
Weight	0.060 kg
Data sheet	A6V10061890, A6V10061894, A6V10061898

WMV12	**Plug-on video module**	**BPZ:8000040010**

The WMV12 video module is the interface for the video bus and is simply mounted on the Sintony® mainboard. A monitor can be connected to check camera availability at the push of a button. In the case of alarm, 6 images from the allocated camera are stored digitally and transferred to the emergency center with alarm notification. The WMV12 is not required for local surveillance.

Supply	Via main circuit board
Current consumption	8 mA (quiescent state) 160 mA (in alarm)
Operating temperature	0 ~ +40 °C
Housing material	ABS
Dimensions (W x H x D)	130 x 118 x 24 mm
Weight	0.130 kg
Data sheet	A6V10061890, A6V10061894, A6V10061898

This warehouse contains our highest value goods, how can I protect them, yet give people access to move them?

Using interoperable access control, intrusion detection and video surveillance systems.

Access control rights allow you in, automatically disabling the alarm system and simultaneously recording everything via the video surveillance system – all displayed and controlled via one screen.
www.siemens.com/interoperability

Answers for infrastructure.

SIEMENS

Communication Modules

Type		Order No.
SML51TBR	**Analog PSTN dialing device**	**BPZ:8003480001**

The SML51-TBR dialing device connects the Sintony® with the analog telephone network (PSTN). It supports the various different remote applications such as alarm transfer, audio/video alarm verification, configuration or maintenance. Used in connection with the SMV11, individual voice messages can also be transferred.

Power supply	Via main circuit board
Current consumption: minimum	4 mA
Current consumption: maximum	82 mA
Operating temperature	0 ~ +40 °C
Weight	0.070 kg
Data sheet	A6V10061890, A6V10061894, A6V10061898

SML61	**ISDN dialing devices**	**BPZ:8003970001**

The SML61 dialing device connects the Sintony® with the digital network (ISDN). It supports the various different remote applications such as alarm transfer, audio/video alarm verification, configuration or maintenance. Used in connection with the SMV11, individual voice messages can also be transferred.

Supply	Via main circuit board
Current consumption: minimum	4 mA
Current consumption: maximum	82 mA
Operating temperature	0 ~ +40 °C
Weight	0.070 kg
Data sheet	A6V10061890, A6V10061894, A6V10061898

SMN36	**IP-Interface module**	**A6E80117810**

The SMN36 IP module connects the Sintony® with IP networks. It supports the various different remote applications such as alarm transfer, configuration, maintenance, system control or monitoring. In addition to this, the conventional dialing devices can be used for redundant transfer.

Supply	via main circuit board
Current consumption: minimum	82 mA
Current consumption: maximum	140 mA
Operating temperature	0 ~ +40 °C
Weight	0.070 kg

© Siemens Switzerland Ltd 2009

SI Accessories
Communication Modules

Type		Order No.
SMN42	**SiPlus IP-Interface board**	**S24243-A3203-A1**

The SMN42 IP-interface connects the SI4xx, SI340, SI22x und SI12x with the IP-network and is easily plugged on the control unit main PCB. It supports various different remote applications such as alarm transmission, configuration, maintenance, system control or monitoring (depending on control unit type).

Supply	Via main circuit board (12 VDC terminals in SI12x)
Current consumption	Typical: 180 mA (at 12 V)
Communication protocol	Events: ASTM UDP/IP (Contact ID, CESA) or SUPELPRO TCP/IP (Contact ID, CESA)
Compatibility	SI4xx/SI34x (>= Rel F9-22), SI22x/SI12x (>=Rel A8)
Configuration	Network: DHCP client or manually Module: Via embedded web server or Sylcom (SI4xx only)
Number of on-board relays	3 single-pole, 24 V / 2 A (switching power)
Interfaces	1 IP (RJ45, 10-BaseT) 2 RS232 @57.6kB (J6/J1)
Operating voltage	10.5 ~ 15 VDC
Operating temperature	0 ~ +55 °C
Dimensions (W x H x D)	130 x 120 x 20 mm
Weight (without battery)	0.140 kg
Data sheet	A6V10061890, A6V10061894, A6V10061898

© Siemens Switzerland Ltd 2009

Type		Order No.
SMN43	**SiPlus IP/GSM GPRS-Interface board**	**S24243-A3203-A2**

The SMN43 IP/GSM(GPRS) interface connects the SI4xx, SI340, SI22x and SI12x to the IP and GSM (GPRS) network and is easily plugged on the control unit main PCB. It supports the various different remote applications such as alarm transmission, configuration, maintenance, system control or monitoring (depending on control unit type). The GPRS path is used for IP alarm transmission backup. In addition, the events can also be transmitted as SMS to a mobile phone.

Supply	Via main circuit board (12 VDC terminals in SI12x)
Current consumption	Typical: 220 mA / 300 mA (at 12 V, without/with SMS or GPRS transmission)
Communication protocol	Events: ASTM UDP/IP (Contact ID, CESA) or SUPELPRO TCP/IP (Contact ID, CESA), SMS
Compatibility	SI4xx/SI34x (>= Rel F9-22), SI22x/SI12x (>= Rel A8)
Configuration	Network: DHCP client or manually, Module: Via embedded web server or Sylcom (SI4xx only)
Number of on-board relays	3 single-pole, 24 V / 2 A (switching power)
Interfaces	1 IP (RJ45, 10-BaseT) 2 RS232 @57.6kB (J6/J1)
Transmitter/receiver antenna	GSM antenna max length: 2 m / SMA connector
Operating voltage	10.5 ~ 15 VDC
Operating temperature	0 ~ +55 °C
Dimensions (W x H x D)	130 x 120 x 20 mm
Weight (without battery)	0.150 kg
Data sheet	A6V10061890, A6V10061894, A6V10061898

© Siemens Switzerland Ltd 2009

Can we increase branch security without compromising the customer experience?

Can security really improve our competitiveness?

With interoperable access control, intrusion detection and video surveillance systems designed for a holistic bank security.

From ATMs to branches, data centres and entire bank networks, interoperable security systems provide local and centralised management of alarms and access events, backed up with live or recorded video monitoring and bank transaction data – all integrated into existing IT infrastructures. The resulting enterprise-wide security intelligence reduces losses due to theft, fraud or business disruptions and provides a safer banking environment for all – with a positive impact on compliance, operational performance and competitiveness. **www.siemens.com/interoperability**

Answers for infrastructure.

SIEMENS

Type		Order No.
SMG71	**Card reader E-Bus interface**	**BPZ:8006600001**

The SMG71 is used to connect Wiegand readers to the Sintony® 410/420. It is possible to connect up to 2 card readers with Wiegand protocol to each module. Each module is equipped with 4 outputs and 2 inputs. Up to 32 SMG71 units can be connected to the Sintony 410/420. It is installed in the control panel housing, in the external supply or in the universal housing unit SAH24.

Supply	Via E-Bus
Current consumption: minimum	11 mA
Current consumption: maximum	35 mA
Card readers protocols accepted	Wiegand and ABA Track 2
Number of card reader	Max. 2 per interface
Operating temperature	-10 ~ +55° C
Housing protection	IP30
Dimensions (W x H x D)	156 x 55 x 20 mm
Weight	0.120 kg
Data sheet	A6V10061898

SAG91	**E-Bus concentrator**	**BPZ:8009740001**

The SAG91 can be used to increase the number of conventional inputs in the SI410/420. A single system can manage 4 SAG91 units and each extension allows for connecting 20 SAT12 or SMT12 modules.

Supply	Via E-Bus
Current consumption: minimum	11 mA
Current consumption: maximum	40 mA
Operating temperature	-10 ~ +55° C
Housing protection	IP30
Dimensions (W x H x D)	135 x 86 x 27 mm
Weight	0.130 kg
Data sheet	A6V10061898

SI Accessories
E-Bus Components

Type		Order No.
IEGW6-12	**SiWay/Si2Way E-Bus gateway**	**S54554-F102-A100**

All Intrunet wireless devices and peripherals can be used with SI Series panels, thanks to the IEGW6-12 SiWay/Si2Way E-Bus gateway. This small and discreet gateway can be connected to the panel's field bus (E-Bus); one gateway can support up to 12 wireless detectors / actuators (with a maximum of 2 actuators), plus up to 7 remote controls. The maximum numer of gateways per system is panel-dependant:
-max. 1 gateway per SI120 system
-max. 3 gateways per SI220 system
-max. 4 gateways per SI410/420 system
The IEGW6-12 comes in a standard tamper-protected SAT12 box. It is powered directly from the E-Bus, and offers advanced wireless features such as 'Radio Signal Strength Indication', and 'Jamming Detection' for enhanced communication reliablility. For more information about compatibility with specific versions of panels and firmware, please refer to the IEGW6-12 installation and configugarion manual.

Power supply	12 VDC: via E-bus
Current consumption: maximum	61 mA
Current consumption: minimum	29 mA
Wireless module range	300 m in open space
Radio frequency	868 MHz
Wireless protocol	SiWay / Si2Way
Storage temperature	-20 ~ +70 °C
Operating temperature	-10 ~ +50 °C
Humidity (EN60721)	<85% r.h., non condensing
Housing material	ABS
Housing protection	IP41, IK02
Dimensions (W x H x D)	133 x 86 x 28 mm
Colour	White
Weight	0.100 kg
Standard / approval	The product meets the requirement of the following directives: EN61000-6-3, EN55022 Class B, EN50130-4, EN60950-1, EN300-220-2
Data sheet	Installation manual: A6V10243633

SAR11	**Isolator/repeater E-Bus in housing**	**BPZ:8000990001**

The SAR11 isolator can be used to divide the incoming E-Bus into two independent, electrically separated supply wards. In addition to this, the E-Bus signals can be received over great distances with this module.

Power supply	Via E-Bus
Current consumption: minimum	41 mA
Current consumption: maximum	69 mA
Operating temperature	-10 ~ +55 °C
Housing	ABS
Housing protection	IP30
Dimensions (W x H x D)	135 x 86 x 27 mm
Weight	0.130 kg
Data sheet	A6V10061890, A6V10061894, A6V10061898

© Siemens Switzerland Ltd 2009

SI Accessories
E-Bus Components

Type		Order No.
SMR11	**Isolator/repeater E-Bus board**	**BPZ:8001090001**

Power supply	Via E-Bus
Current consumption: minimum	41 mA
Current consumption: maximum	69 mA
Operating temperature	-10 ~ +55 °C
Housing	ABS
Housing protection	IP30
Dimensions (W x H x D)	90 x 52 x 20 mm
Weight	0.050 kg
Data sheet	A6V10061890, A6V10061894, A6V10061898

SMR13VDS — **Isolator/repeater E-Bus board, VdS** — **BPZ:8003900001**

Power supply	Via E-bus
Current consumption: minimum	15 mA
Current consumption: maximum	35 mA
Operating temperature	-10 ~ +55 °C
Housing	ABS
Housing protection	IP30
Dimensions (W x H x D)	135 x 86 x 27 mm

SAT12 — **Transponder in housing** — **BPZ:8006150001**

Sintony control panel extension by 4 programmable inputs and 2 outpus via the E-Bus. 2 of these inputs can be used to connect glass break detectors.

Power supply	Via E-Bus
Current consumption: minimum	7 mA
Current consumption: maximum	15 mA
Operating temperature	-10 ~ +55 °C
Housing protection	IP30
Dimensions (W x H x D)	135 x 86 x 27 mm
Weight	0.130 kg
Data sheet	A6V10061890, A6V10061894, A6V10061898

SMT12 — **Transponder board only** — **BPZ:8006160001**

Dimensions (W x H x D)	90 x 52 x 20 mm
Weight	0.050 kg
Data sheet	A6V10061890, A6V10061894, A6V10061898

9

© Siemens Switzerland Ltd 2009

SI Accessories
E-Bus Components

Type		Order No.
SMT44	**Output transponder board only** This module is used to extend the center by 8 additional outputs (4 OCs and 4 relays). It is installed in the control panel housing, in the external supply or in the universal housing unit SAH24.	**BPZ:8006730001**



Power supply	Via E-bus
Current consumption: minimum	42 mA
Current consumption: maximum	66 mA
Output types: 4 open collectors	12 VDC / 150 mA
Output types: 4 relays	24 VDC / 2 A
Operating temperature	-10 ~ +55 °C
Housing protection	IP30
Dimensions (W x H x D)	156 x 55 x 20 mm
Weight	0.090 kg
Data sheet	A6V10061890, A6V10061894, A6V10061898

SAP14	**Power supply in housing 12 VDC / 1.3 A** The external power supply SAP14 includes a bus-monitored 12 VDC/ 1.3 A supply. 4 secured 12V outputs and a freely programmable relay output with 48V/5A. The housing includes additional space for 4 SMT12/SMR11 modules and either a 17 Ah battery or a 7.2 Ah battery with 2 SMX13 releay cards.	**BPZ:8003160001**



Mains	230 V / + 10%/- 15% / 50 Hz
Current consumption (230 V)	160 mA
Mains fuse	200 mA slow
Output voltage	12 VDC / 1.3 A
Relay contact, single pole	48 V / 5 A
Battery (optional)	Max. 12 V / 17 Ah
Operating temperature	0 ~ +40 °C
Housing material	Painted steel, 1.5 mm thick
Housing protection	IP30
Dimensions (W x H x D)	303 x 405 x 88 mm
Weight (without battery)	5.400 kg
Data sheet	A6V10061890, A6V10061894, A6V10061898

© Siemens Switzerland Ltd 2009

Type		Order No.

SAP20

Power supply in housing 12 VDC / 2.3 A

BPZ:8006880001

The external power supply SAP20 includes a bus-monitored 12 VDC/ 2.3 A supply. 4 secured 12V outputs and a freely programmable relay output with 48V/5A. The housing includes additional space for 7 SMT12/SMR11 modules and either a 27 Ah battery or a 7.2 Ah battery with 2 SMX13 releay cards.

Mains	230 V / + 10%/- 15% / 50 Hz
Current consumption (230 V)	230 mA
Mains fuse	500 mA slow
Output voltage	12 VDC / 2.3 A
Relay contact, SPDT	48 V / 5 A
Battery (optional)	Max. 12 V / 27 Ah
Operating temperature	0 ~ +40 °C
Housing material	Painted steel, 1.5 mm thick
Housing protection	IP30
Dimensions (W x H x D)	365 x 505 x 133 mm
Weight (without battery)	8.400 kg
Data sheet	A6V10061890, A6V10061894, A6V10061898

SAP25



Power supply in housing 12 VDC / 2.3 A

BPZ:8002930001

The powersupply SAP25 provides 12 VDC / 2.3 A to supply the E-bus as well as the 4 separately fused 12 VDC outputs. 8 additional inputs and 5 programmable outputs are also available. The housing provides space for a 12 V / 27 Ah battery and 4 SMT12 / SMR11 boards and 2 SMX13 modules.

Mains	230 V / + 10%/- 15% / 50 Hz
Current consumption (230 V)	230 mA
Mains fuse	500 mA slow
Output voltage	12 VDC / 2.3 A
Relay contact, SPDT	48 V / 5 A
Open collector output	12 V / 100 mA
3 supervised relay contacts	12 V / 1 A
Programmable inputs	8
EOL resistor	4.7 kOhm
Battery (optional)	12 Vdc / 27 Ah
Operating temperature	0°C ~ +50° C
Housing material	Painted steel, 1.5 mm thick
Housing protection	IP30
Dimensions (W x H x D)	395 x 555 x 133 mm
Weight (without battery)	9.900 kg
Country	For Germany and Switzerland only

How can I get into my office at this time of night?

Using interoperable access control, intrusion detection and video surveillance systems.

Access control rights allow you in, then the CCTV cameras trigger to start recording as you walk through, the PIR zones are also deactivated in just the area you have access – all displayed and controlled via one screen. **www.siemens.com/interoperability**

Answers for infrastructure.

SIEMENS

Type		Order No.
SML21	**PSTN line supervision module** This optional module has been designed for SI220 and SI410/420 to allow permanent voltage and current monitoring of the PSTN telephone line. Dimensions (W x H x D): 50 x 31 x 20 mm Weight: 0.020 kg	**BPZ:8000530001**
SMV11	**Voice module** The SMV11 stores 6 alarm messages, 4 help messages and an identification message, which can be record individually with the integrated microphone. Power supply: From main circuit board Current consumption: 3 mA (quiescent state) 23 mA (activated) Operating temperature: 0 ~ +40 °C Dimensions (W x H x D): 106 x 60 x 26 mm Weight: 0.060 kg Data sheet: A6V10061890, A6V10061894, A6V10061898	**BPZ:8000440001**
SMX13	**Relay module** The SMX13 has 2 potential-free relays with a change-over contact. Relay outputs: 2 - electrical characteristics: Max. 24 VDC / 2 A Relay outputs: type: SPDT (change-over) Operating temperature: -10 ~ +55 °C Dimensions (W x H x D): 60 x 38 x 40 mm Weight: 0.030 kg	**BPZ:8009180001**
SMX23	**Battery supervision module for SI120/SI220** This optional module is only applicable for country versions which have this control panel option enabled. Test interval for battery: 1 minute (supervision) Dimensions (W x H x D): 60 x 38 x 15 mm Weight: 0.030 kg	**BPZ:8003400001**

SI Accessories
Optional Modules

Type		Order No.
SMX26	**Low battery cut-off module** This optional module can be used on all Sintony® control panels and enables a low battery cut-off feature. Battery: 9,5 VDC (cut off level) Dimensions (W x H x D): 60 x 38 x 15 mm Weight: 0.030 kg	**BPZ:8000330001**
SAQ11	**PC/Printer cable** Serial cable for the online connection between PC and control panel. This cable can also be used to activate a protocol printer.	**BPZ:8001960001**
SAQ18	**X25 cable** This cable is used to connect the control unit to an X25 gateway in order to communicate on the X25 network (serial port - bidirectional link).	**BPZ:8006410001**

© Siemens Switzerland Ltd 2009

SI Accessories
Spare Parts

Type		Order No.
SM110	Main board for SI110 without EPROM	BPZ:8006960001
SM110D	PCB for SI110 with EPROM Germany	BPZ:8000470001
SM120	Main board for SI120 without EPROM	BPZ:8008340001
SM210	Main board for SI210 without EPROM	BPZ:8007030001
SM210D	PCB for SI210 with EPROM Germany	BPZ:8000290001
SM220	Main board for SI220 without EPROM	BPZ:8008430001
SM320DE	PCB for SI320D with EPROM Germany	A6E80118620
SM410	Main board for SI410 without software	BPZ:8007040001
SM410D	PCB for SI410 with software for Germany	BPZ:8005290001
SM410F	Main board for SI410 with software for France	BPZ:8005140001
SMP08	Power supply board 12 VDC / 0.7 A	BPZ:8003610001

© Siemens Switzerland Ltd 2009

SI Accessories
Spare Parts

Type		Order No.
SMP14	**Power supply board 12 VDC / 1.3 A**	**BPZ:8002640001**
SMP20	**Power supply board 12 VDC / 2.3 A**	**BPZ:8006750001**
SMP25	**Power supply board 12 VDC / 2.3 A**	**BPZ:8002800001**
SAH24	**Housing for transponder and gateway PCB's** The SAH24 provides space for 2 PCB's with dimension 90 x 52 mm (eg. SMT12) or 1 PCB with dimension 156 x 55 mm (eg. SMG71 or SMT44) Housing: ABS Dimensions (W x H x D): 215 x 130 x 35 mm	**BPZ:8004370001**

© Siemens Switzerland Ltd 2009

SI Accessories
Spare Parts

Type		Order No.
SMU21	**Transformer 20 V / 0.8 A** Spare part for Sintony® 110/210 panels and SAP08.	**BPZ:8003740001**
SMU22	**Transfomer 19 V / 1.5 A** Spare part for Sintony® 120 / 220 panels and SAP14	**BPZ:8010240001**
SMU31	**Transformer 20 V / 2.5 A** Spare part for Sintony® 300/400 panels and SAP20/25	**BPZ:8003870001**
SMY11	**Spacer** Spare part for metallic housings. Set of 10 pcs.	**BPZ:8003450001**

© Siemens Switzerland Ltd 2009

Intrunet SPC series

Advanced connectivity and functionality ...

SPC Fast Programmer
Easy configuration back-up or transfer

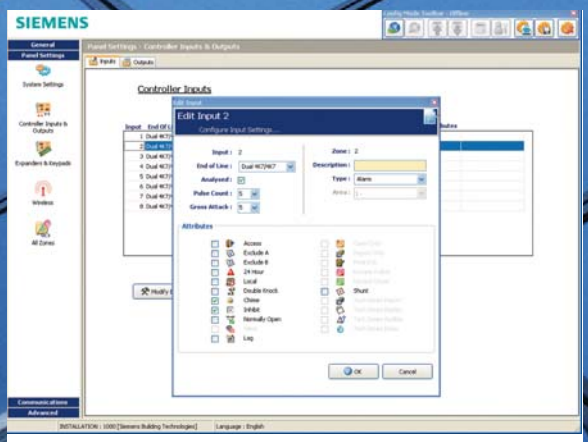

SPC Pro programming software
Remote or on-site programming and maintenance

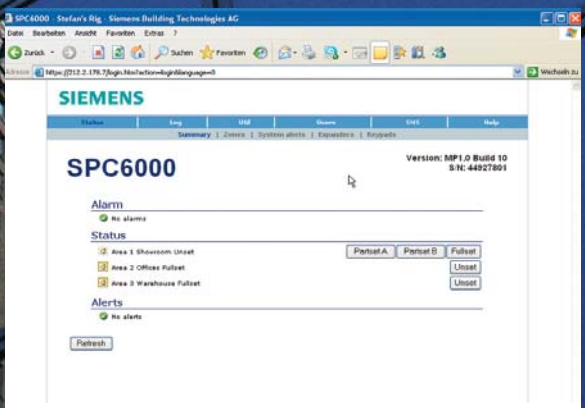

SPC onboard Web server (SPC5000 and SPC6000)
Remote or on-site control and operation

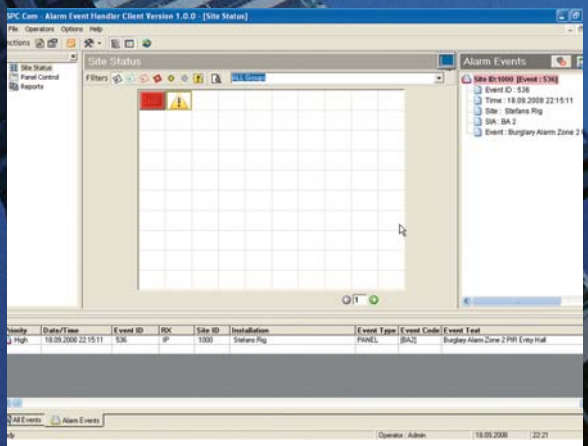

SPC Com alarm receiving software (SPC6000)
Comprehensive alarm management

... for simple system planning, configuration and operation.

Intrunet SPC series – advanced security for a connected world

The SPC series are true hybrid intrusion systems (designed to meet EN 50131 standards) that combine a cost-effective design and installation concept with unmatched flexibility and scalability up to 512 zones (with up to 120 wireless zones).
A common range of system components can be mixed and matched to expand the system and connect detectors and peripherals from the comprehensive Intrunet™ wired and wireless* range. Straightforward system commissioning is achieved thanks to a powerful suite of configuration tools and a high-speed/high-length expander bus with loop topology for high fault tolerance. The common 'look & feel' across the hardware, configuration software and operational devices facilitate installation and set up and make operation very intuitive. With advanced functionality for applications of all sizes and criticality, and with ample room for expansions or upgrades.

- Individual management (up to 512 users)
- True system partitioning (up to 32 areas)
- Advanced door control (up to 32 entry/exit doors)*
- Event log (up to 10,000 intrusion/10,000 access events)
- Remote/on-site programming (embedded Web server on high-end models)
- Full connectivity with tri-path communications

* Intrunet wireless portfolio support and advanced door control available in Q3/2009.

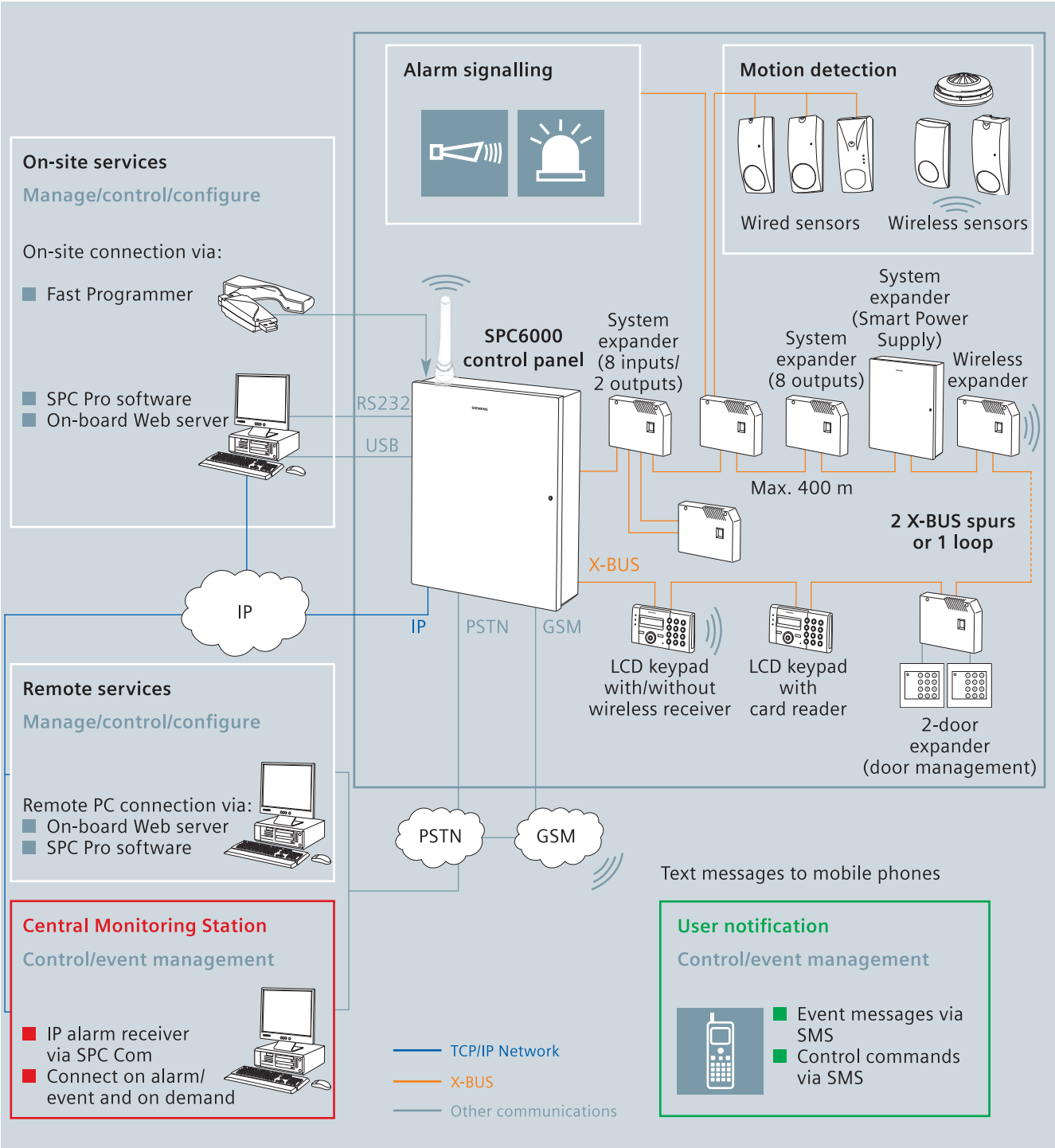

© Siemens Switzerland Ltd 2009

SPC Control Panels
Product Overview

Controllers	SPC4120	SPC5220	SPC5230	SPC6320	SPC6330
Hard-wired zones (max.)	8 to 32	8 to 128		8 to 512	
Wireless zones (max.)	32	120		120	
Programmable outputs (max.)	6 to 30	6 to 128		6 to 512	
Number of areas (max.)	4	16		32	
Number of doors (max.)		16 entry-exit/16 entry		32 entry-exit/64 entry	
Number of users (max.)	32	256		512	
Field bus	1 X-BUS interface (1 spur)	2 X-BUS interfaces (2 spurs or 1 loop)		2 X-BUS interfaces (2 spurs or 1 loop)	
X-BUS devices (max.)	7 (3 expanders + 4 keypads)	48 (16 expanders + 16 keypads + 16 door exp.)		128 (64 expanders + 32 keypads + 32 door exp.)	
Calendars		64		64	
"Cause & Effect" programming		Yes		Yes	
Event memory	500 log events	10,000 intrusion and 10,000 access events		10,000 intrusion and 10,000 access events	
Ethernet				On-board	
Embedded Web server		HTTPS		HTTPS	
Language	Single	Multiple		Multiple	
Fast Programmer	Supported				
Operating voltage	230 V AC, +10 to –15%, 50 Hz				
Current consumption	Max. 100 mA (at 230 V AC)	Max. 160 mA (at 230 V AC)		Max. 200 mA (at 230 V AC)	
Auxiliary power	1 output with max. 750 mA (at 12 V DC) on integrated PSU on controller PCB				
Battery (optional)	Max. 7 AH/12 V	Max. 7 AH/12 V	Max. 17 AH/12 V	Max. 7 AH/12 V	Max. 17 AH/12 V
Housing	Small metal enclosure	Small metal enclosure	Hinged metal enclosure	Small metal enclosure	Hinged metal enclosure
Security grade	EN 50131 Grade 2	EN 50131 Grade 2	EN 50131 Grade 3	EN 50131 Grade 2	EN 50131 Grade 3

Comprehensive range of controllers with remote connectivity over all communication channels

Remote connection to an Alarm Receiving Centre on demand or following events



Remote event management and system control via SMS

© Siemens Switzerland Ltd 2009

Keypads	SPCK420	SPCK421	SPCK422
Type	Wired LCD keypad	Wired LCD keypad with card reader	Wired LCD keypad with integrated wireless receiver
LCD display	2 x 16 characters		
Card reader		125 kHz (EM4102 or compatible)	
Frequency			868 MHz
Radio module			SiWay RF receiver
Operating voltage	9.5 – 14 VDC		
Current consumption	Min. 55 mA (at 12 V DC) Max. 90 mA (at 12 V DC)	Min. 90 mA (at 12 V DC) Max. 110 mA (at 12 V DC)	Min. 65 mA (at 12 V DC) Max. 95 mA (at 12 V DC)
Field bus	X-BUS on RS-485 (307 kb/s)		
Housing	Plastic enclosure (ABS)		
Security grade	EN 50131 Grades 2–3		

Expanders	SPCE650	SPCE450	SPCW130	SPCA210	SPCP332	SPCP333
Type	Expander with 8 inputs/2 outputs	Expander with 8 outputs	Wireless receiver expander	2-door expander	Smart PSU (7 AH) with I/O-expander	Smart PSU (17 AH) with I/O-expander
Supervised alarm zones	8			4	8	8
Programmable outputs	2	8		2	2	2
Card reader				2 (Wiegand 26 bit/ Clock&Data)		
Door capacity				1 entry/exit or 2 entry		
Frequency			868 MHz			
Radio module			SiWay RF receiver			
Operating voltage	9.5 – 14 V DC				230 V AC, +10 to –15%, 50 Hz	
Current consumption	Min. 45 mA Max. 80 mA (at 12 V DC)	Min. 55 mA Max. 180 mA (at 12 V DC)	Min. 60 mA Max. 60 mA (at 12 V DC)	Min. 45 mA Max. 80 mA (at 12 V DC)	Max. 220 mA (at 230 V AC)	
Auxiliary power					2 outputs with max. 750 mA each (at 12 V DC)	
Battery (optional)					Max. 7 AH/12 V	Max. 17 AH/12 V
Field bus	X-BUS on RS-485 (307 kb/s)					
Housing	Plastic enclosure (ABS)				Small metal enclosure	Hinged metal enclosure
Security grade	EN 50131 Grades 2–3	EN 50131 Grades 2–3		EN 50131 Grades 2–3	EN 50131 Grade 2	EN 50131 Grade 3

© Siemens Switzerland Ltd 2009

Communicators and accessories	SPCN110	SPCN310	SPCW110	SPCW101
Type	PSTN module, V.90	GSM module incl. antenna	SiWay RF kit for panel	External aerial kit
Network connection	PSTN (analogue telephone network)	GSM (dual band)		
Frequency		900/1800 MHz	868 MHz	868 MHz
Radio module			SiWay RF receiver	
Cable length				2 m
Current consumption	Min. 20 mA (at 12 V DC) Max. 35 mA (at 12 V DC)	Min. 50 mA (at 12 V DC) Max. 60 mA (at 12 V DC)	Min. 10 mA (at 12 V DC) Max. 10 mA (at 12 V DC)	
Security grade	EN 50131 Grades 2–3	EN 50131 Grades 2–3		

Remote/on-site programming and operation	SPCX410	SPCS310	SPC Web server	SPCS510
Type	SPC Fast Programmer	SPC Pro programming software	On-board Web server	SPC Com alarm receiving software
Availability	SPC4000 SPC5000 SPC6000	SPC4000 SPC5000 SPC6000	SPC5000 SPC6000	SPC6000
Key functionality	– Save/back-up site configurations (store up to 100 configuration files) – Save default files (sites with static values) for future re-use – Retrieve/download firmware releases	Common engineering tool for SPC series for configuration, commissioning and maintenance: – Offline pre-configurations – On site (RS232/USB/IP) – Remote (PSTN/GSM/IP)	– Authenticated access – Graphical status representation with icons – Only the parameters and attributes of the configured devices and options are visible – Accessible via any PC with standard browser	– Provides full alarming chain, from detector to receiver – Supports integration of SPC6000 to ARC over IP (Standard SurGard serial interface protocol) – Simple interface to monitor and control a large panel park (status icon for each connected panel)
Network connection		IP/RS232/USB	IP/RS232/USB	IP
Connectors	USB to PC/10-pin socket to controller			
Memory	1 MB (max. 100 site configuration files)	Min. 512 MB required		

Type		Order No.
SPC4120.200-L1	**SPC control panel 8-32 zones, G2**	**S54541-C101-A100**

The control panel SPC4120 supports expansion up to 32 zones (8 on-board), 30 outputs (6 on-board) and 4 system keypads. Each zone can be configured for different zone monitoring requirements with 4K7 resistors as standard, but does support other resistor values. The controller provides 1 X-BUS interfaces, 4 areas, 32 users with different access levels, dual signaling path with PSTN and GSM option, SMS over PSTN or GSM, 1'000 logged events. The panel comes in a tamper protected metal cabinet with space for optional 7AH battery and 1 additional expander and is designed to meet EN 50131 Grade 2 standard.

Supply voltage	230 VAC, +10 to -15 %, 50 Hz
Current consumption	100 mA (230 VAC)
Auxiliary power (nominal)	Max. 750 mA (12 VDC)
Battery	Optional
Battery capacity	Max. 7 Ah / 12 V
Number of on-board zones	8
Max. number of hardwired zones	32
Number of on-board open coll.	Max. 4
Number of on-board relays	1 strobe, 30 V / 1 A (resistive switching current)
Max. number of outputs	30
Programmable areas	4
Number of remote controls	Up to 32 (1 per user)
Number of users	32
Number of keypads	Max. 4
Interfaces	1 x X-BUS (1 spur) 1 x RS232 (RJ45 ports, for X-10 or external communications) 1 x USB (PC connection for terminal program access) 1 x SPC Fast Programmer
Operating temperature	+5 ~ +40 °C
Dimensions (W x H x D)	264 x 357 x 81 mm
Housing protection	IP30
Housing	Metal enclosure
Weight (without battery)	4.500 kg
Data sheet	A6V10209314

© Siemens Switzerland Ltd 2009

Type		Order No.
SPC4120.300-L1	**SPC control panel 8-32 zones, G2**	**S54541-C101-B100**

The SPC4120.300 control panel supports expansion up to 32 zones (8 on-board), 30 outputs (6 on-board), 4 system keypads and complies with EN 50131 Grade 2 standard. Each zone can be configured for different zone monitoring requirements with 4K7 resistors as standard, but does support other resistor values. The controller provides 1 X-BUS interfaces, 4 areas, 32 users with different access levels, dual signalling path with PSTN and GSM option, logging of 500 events, X-10 home automation interface. The system is expandable with wireless modules and supports up to 32 Intrunet wireless detectors (mixed with wired zones) and 1 remote control per user.The panel comes in a tamper protected metal cabinet with space for optional 7AH battery and 1 additional Expander.
Availble from July 2009 onwards.

Supply voltage	230 VAC, +10 to -15 %, 50 Hz
Current consumption	100 mA (230 VAC)
Auxiliary power (nominal)	Max. 750 mA (12 VDC)
Battery	Optional
Battery capacity	Max. 7 Ah / 12 V
Number of on-board zones	
Max. number of hardwired zones	32
Max. number of wireless zones	Up to 32 wireless zones (take away wired zones)
Portfolio of wireless devices	See wireless detectors and peripherals
Number of on-board open coll.	Max. 4
Number of on-board relays	1 strobe, 30 V / 1 A (resistive switching current)
Max. number of outputs	30
Programmable areas	4
Number of remote controls	Up to 32 (1 per user)
Number of users	32
Number of keypads	Max. 4
Interfaces	1 x X-BUS (1 spur) 1 x RS232 (RJ45 ports, for X-10 or external communications) 1 x USB (PC connection for terminal program access) 1 x SPC Fast Programmer
Operating temperature	+5 ~ +40 °C
Dimensions (W x H x D)	264 x 357 x 81 mm
Housing protection	IP30
Housing	Metal enclosure
Weight (without battery)	4.500 kg
Data sheet	A6V10238986

© Siemens Switzerland Ltd 2009

Type		Order No.
SPC52..	**SPC control panel 8-128 zones** The SPC52.. control panel combines intrusion and access functionality in one system and can be expanded up to 128 zones (8 on-board), 128 outputs (6 on-board), 16 system keypads, 16 entry/exit doors and complies with EN 50131 Grade 2 or Grade 3 standard. Each zone can be configured for different zone monitoring requirements with 4K7 resistors as standard, but does support other resistor values. The controller provides 2 X-BUS interfaces (2 stubs or 1 loop), 16 areas, 256 users with different access levels, dual signalling path with PSTN and GSM options, Integral Web Server, logging of 10'000 intrusion and 10'000 access events, X-10 home automation interface. The system is expandable with wireless modules and supports up to 120 Intrunet wireless detectors (mixed with wired zones) and 1 remote control per user.The panel comes in a tamper protected and hinged metal cabinet with space for optional 17AH battery and 4 additional Expanders. Available with door control and wireless functinality from July 2009 onwards.	**SPC52..**

Supply voltage	230 VAC, +10 to -15 %, 50 Hz
Auxiliary power (nominal)	Max. 750 mA (12 VDC)
Current consumption	Max. 160 mA (230 VAC)
Battery	Optional
Number of on-board zones	8
Max. number of hardwired zones	128
Max. number of wireless zones	120 (take away wired zones)
Portfolio of wireless devices	See wireless detectors and peripherals
Number of on-board open coll.	1 internal bell (max. 400 mA resistive), 1 external bell (max. 400 mA resistive), 3 general outputs (each max. 400 mA resistive, supplied via auxiliary output)
Number of on-board relays	1 strobe, 30 V / 1 A (resistive switching current)
Max. number of outputs	128
Programmable areas	4
Number of remote controls	Up to 256 (1 per user)
Number of users	256
Number of keypads	Max. 16
Interfaces	2 x X-BUS (2 spurs or 1 loop), 2 x RS232 (RJ45 ports, for X-10 or external communication) 1 x USB (PC for browser programming / terminal program), 1 x SPC Fast Programmer
Operating temperature	+5 ~ +40 °C
Housing protection	IP30

© Siemens Switzerland Ltd 2009

Type		Order No.
SPC5220.200-L1	**SPC control panel 8-128 zones, G2**	**S54541-C102-A100**

See SPC52.. for technical overview and note the additional / other specifications:

Dimensions (W x H x D)	264 x 357 x 81 mm
Battery capacity	Max. 7 Ah / 12 V
Housing	Metal enclosure
Weight	4.500 kg
Data sheet	A6V10238974

SPC5230.300-L1	**SPC control panel 8-128 zones, G3**	**S54541-C103-A100**

See SPC52.. for technical overview and note the additional / other specifications:

Dimensions (W x H x D)	326 x 415 x 114 mm
Battery capacity	Max. 17 Ah / 12 V
Housing	Hinged metal enclosure
Weight	7.300 kg
Data sheet	A6V10238974

Type		Order No.
SPC63..	**SPC control panel 8 - 512 zones** The SPC63.. control panel combines intrusion and access functionality in one system and can be expanded up to 512 zones (8 on-board), 512 outputs (6 on-board), 32 system keypads, 32 entry/exit doors and complies with EN 50131 Grade 2 or Grade 3 standard. Each zone can be configured for different zone monitoring requirements with 4K7 resistors as standard, but does support other resistor values. The controller provides 2 X-BUS interfaces (2 stubs or 1 loop), 32 areas, 512 users with different access levels, tri signalling path with PSTN and GSM option and IP, Integral Web Server, logging of 10'000 intrusion and 10'000 access events, X-10 home automation interface, on-board Ethernet. The system is expandable with wireless modules and supports up to 120 Intrunet wireless detectors (mixed with wired zones) and 1 remote control per user.The panel comes in a tamper protected and hinged metal cabinet with space for optional 17AH battery and 4 additional Expanders. Available with door control and wireless functionality from July 2009 onwards.	**SPC63..**

Supply voltage	230 VAC, +10 to -15 %, 50 Hz
Power supply	230 VAC, +10 to -15 %, 50 Hz
Current consumption	Max. 200 mA (12 VDC)
Auxiliary power (nominal)	Max. 750 mA (12 VDC)
Battery	Optional
Number of on-board zones	8
Max. number of hardwired zones	512
Max. number of wireless zones	120 (take away wired zones)
Portfolio of wireless devices	See wireless detectors and peripherals
Number of on-board open coll.	1 internal bell (max. 400 mA resistive) 1 external bell (max. 400 mA resistive) 3 general outputs (each max. 400 mA resistive, supplied via auxiliary output)
Number of on-board relays	1 strobe, 30 V / 1 A (resistive switching current)
Max. number of outputs	512
Programmable areas	32
Number of remote controls	Up to 512 (1 per user)
Number of users	512
Number of keypads	Max. 32
Interfaces	2 x X-BUS (2 spurs or 1 loop), 2 x RS232 (RJ45 ports, for X-10 or external communication) 1 x USB (PC for browser programming / terminal program), 1 x SPC Fast Programmer 1 x Ethernet (RJ45)
Operating temperature	+5 ~ +40 °C
Housing protection	IP30

© Siemens Switzerland Ltd 2009

SPC Control Panels
SPC6000

Type		Order No.
SPC6320.200-L1	**SPC control panel 8-512 zones, G2** See SPC63.. for technical overview and note the additional / other specifications: Dimensions (W x H x D) 264 x 357 x 81 mm Battery capacity Max. 7 Ah / 12 V Weight 4.500 kg Data sheet A&V10238980	**S54541-C104-A100**
SPC6330.300-L1	**SPC control panel 8-512 zones, G3** See SPC63.. for technical overview and note the additional / other specifications: Dimensions (W x H x D) 326 x 415 x 114 mm Battery capacity Max. 7 Ah / 12 V Weight 7.300 kg Data sheet A6V10238980	**S54541-C105-A100**

© Siemens Switzerland Ltd 2009

Intrunet SPC LCD keypads

With or without integrated card reader and wireless receiver ...

... for a multi-dimensional user interface with truly advanced functionality.

SPC Keypads
LCD Keypads

Type		Order No.
SPCK420.100	**LCD keypad with 2x16 characters**	**S54543-F101-A100**

The wired standard LCD keypad SPCK420 provides the user with an iconic Interface to control the security system. Its 32 character blue backlight display and keyboards allows control under all lighting conditions. Navigation of the intuitive menu system is achieved using the central Navigation key. The keypad also has soft keys and alphanumeric keys that allow contextual key operation and data input directly from the keypad.

Current consumption: minimum	55 mA (12 VDC)
Current consumption: maximum	90 mA (12 VDC)
Status LEDs	3
LCD Display	2 x 16 characters
Special function keys	Multi-dimensional navigation key and 2 soft keys
Operating temperature	+5 ~ +40 °C
Dimensions (W x H x D)	148 x 85 x 33 mm
Housing protection	IP30
Weight	0.200 kg
Data sheet	A6V38986, A6V10238974, A6V10238980

SPCK421.100	**LCD keypad with 2x16 characters and card reader**	**S54543-F102-A100**

The LCD keypad SPCK421 provides the same features as the standard wired keypad SPCK420, but has also the ability to set/unset using a proximity key fob. Proximity fobs have the advantage that they do not require batteries and negate the need for users to remember PIN's. When the system is configured to use the reader as setting / unsetting device, PIN entry is disabled during the entry timer.

Current consumption: minimum	90 mA (12 VDC)
Current consumption: maximum	110 mA (12 VDC)
Status LEDs	3
LCD Display	2 x 16 characters
Special function keys	Multi-dimensional navigation key and 2 soft keys
Operating temperature	+5 ~ +40 °C
Dimensions (W x H x D)	148 x 85 x 33 mm
Housing protection	IP30
Weight	0.200 kg
Data sheet	A6V38986, A6V10238974, A6V10238980

SPC Keypads
LCD Keypads

Type		Order No.
SPCK422.100	**LCD keypad with 2x16 characters and SiWay module**	**S54543-F103-A100**

The LCD keypad SPCK422 provides the same features as the standard wired keypad SPCK420, but is additionally equipped with a wireless receiver module. This allows an easy range extension for Intrunet wireless detectors and remote controls linked to the system.
Available from July 2009 onwards.

Current consumption: minimum	65 mA (12 VDC)
Current consumption: maximum	95 mA (12 VDC)
Status LEDs	3
LCD Display	2 x 16 characters
Special function keys	Multi-dimensional navigation key and 2 soft keys
Operating temperature	+5 ~ +40 °C
Dimensions (W x H x D)	148 x 85 x 33 mm
Housing protection	IP30
Weight	0.200 kg
Data sheet	A6V38986, A6V10238974, A6V10238980

© Siemens Switzerland Ltd 2009

SPC Accessories and Modules
Communication Modules

Type		Order No.
SPCN110.000	**Analog PSTN module**	**S54550-B101-A100**

The PSTN module SPCN110 (up to 56K) is compatible with the complete SPC panel range and plugs directly on the main PCB removing the need for any additional wiring. The modem can take control of the line and communicates with a central station (ARC) using common format protocols (SIA,Contact ID etc.). It also supports PPP connection to SPC Pro Software for remote programming and configuration up-/download.
The PSTN modem can be used as the primary source of communication or as backup to IP communication or GSM modem.

Current consumption: minimum	20 mA (12 VDC)
Current consumption: maximum	35 mA (12 VDC)
Status LEDs	4
Operating temperature	+5 ~ +40 °C
Dimensions (W x H x D)	90 x 38 x 25 mm
Weight	0.030 kg
Data sheet	A6V38986, A6V10238974, A6V10238980

SPCN310.000	**GSM module incl. antenna**	**S54550-B102-A100**

The GSM Module SPCN310 can be assigned to any mobile network by the insertion of a standard SIM card. The modem is compatible with the complete range of SPC panels and plugs directly on the main PCB removing the need for any additional wiring. The unit comes with an external aerial that fits on the cabinet. The modem communicates with a central station (ARC) using common format protocols (SIA, Contact ID etc.). It also supports PPP connection to SPC Pro Software for remote programming and configuration up-/download. The SMS feature allows user / engineer to be sent a predefined text when selected events occur in the system. It also allows receiving of predefined SMS commands for security system control.
The GSM modem can be used as the primary source of communication or as backup to the PSTN modem or IP communication.

Current consumption: minimum	50 mA (12 VDC)
Current consumption: maximum	60 mA (12 VDC)
Status LEDs	2
Operating temperature	+5 ~ +40 °C
Dimensions (W x H x D)	90 x 38 x 25 mm
Weight	0.030 kg
Data sheet	A6V38986, A6V10238974, A6V10238980

© Siemens Switzerland Ltd 2009

SPC Accessories and Modules
Communication Modules

Type		Order No.
SPCW110.000	**SiWay RF kit for panel**	**S54554-B101-A100**

The SPCW110.000 SiWay RF-Kit for Panel extends the SPC control panel with a wireless receiver for Intrunet wireless detectors and remote controls in reception range. The wireless module plugs directly on the main PCB of compatible SPC panels. The kit also includes a stub antenna to mount on metal cabinets.
Available from July 2009 onwards.

Current consumption: minimum	10 mA (12 VDC)
Current consumption: maximum	10 mA (12 VDC)
Operating temperature	+5 ~ +40 °C
Dimensions (W x H x D)	150 x 22 x 20 mm (PCB, w/o antenna)
Weight	0.050 kg
Data sheet	A6V38986, A6V10238974, A6V10238980

SPCW130.100	**SiWay RF kit for panel**	**S54554-F101-A100**

The SPCW130.100 SiWay RF-Expander is connected to the X-Bus and provides a range extension for the Intrunet wireless detectors and remote controls linked to the system. The Expander comes in a tamper protected housing and features also an X-Bus status LED and on board buzzer for easy device identification and extensive self-diagnostic capabilities.
Available from July 2009 onwards.

Current consumption: minimum	60 mA (12 VDC)
Current consumption: maximum	60 mA (12 VDC)
Operating temperature	+5 ~ +40 °C
Dimensions (W x H x D)	195 x 150 x 47 mm (Enclosure)
Weight	0.340 kg
Data sheet	A6V38986, A6V10238974, A6V10238980

SPCW101.000	**External aerial kit**	**S54559-B101-A100**

The SPCW101.000 External Antenna Kit (868 MHz) allows the connection of a GSM or Wireless module in a cabinet to an externally mounted antenna for best reception level. The kit comes with a stub antenna, 2m cable with connectors and a mounting bracket. The antenna connects to GSM- or Wireless modules with fitted SMA connector for external antenna option.
Available from July 2009 onwards.

Operating temperature	+5 ~ +40 °C
Weight	0.090 kg
Data sheet	A6V38986, A6V10238974, A6V10238980

© Siemens Switzerland Ltd 2009

Type		Order No.
SPCE650.100	**Expander with 8 inputs and 2 outpus**	**S54542-F101-A100**

The Expander SPCE650 extends the SPC system via X-BUS with 8 wired zones and 2 fully programmable relay outputs. The zones and outputs on the expander function exactly as the zones and outputs on the SPC panel. Each zone can be configured for different zone monitoring requirements. The system supports 4K7 resistors as standard for monitoring but does support other resistor values. The outputs are volt free relays that provide both NO and NC terminals allowing the greatest flexibility. The expander comes in a tamper protected housing and features also an X-BUS status LED and on board buzzer for easy device identification and extensive self-diagnostic capabilities.

Current consumption: minimum	45 mA (12 VDC)
Current consumption: maximum	80 mA (12 VDC)
Operating temperature	+5 ~ +40 °C
Dimensions (W x H x D)	(Enclosure) 195 x 150 x 47 mm (PCB) 50 x 82 x 20 mm
Housing protection	IP30
Weight	0.350 kg
Data sheet	A6V38986, A6V10238974, A6V10238980

SPCE450.100	**Expander with 8 relay outputs**	**S54542-F103-A100**

The Expander SPCE450 extends the SPC system via X-BUS with 8 fully programmable relay outputs. The outputs are volt free relays that provide both NO and NC terminals allowing the greatest flexibility. The expander comes in a tamper protected housing and features also an X-BUS status LED and on board buzzer for easy device identification and extensive self-diagnostic capabilities.

Current consumption: minimum	55 mA (12 VDC)
Current consumption: maximum	180 mA (12 VDC)
Operating temperature	+5 ~ +40 °C
Dimensions (W x H x D)	(Enclosure) 195 x 150 x 47 mm (PCB) 50 x 82 x 20 mm
Housing protection	IP30
Weight	0.400 kg
Data sheet	A6V38986, A6V10238974, A6V10238980

SPC Accessories and Modules
Optional Modules

Type		Order No.
SPCA210.100	**2-Door expander**	**S54547-A101-A100**

The SPCA210.100 2-Door Expander extends the SPC5000/6000 with advanced door control functionality for 2 entry doors or 1 entry/exit door. The device features 2 Wiegand/Clock&Data interfaces, 4 LED control outputs (1 void / 1 valid per reader), 4 zones (1 position- and 1 opening switch per door), 2 relay outputs (1 lock per door) and an on-board buzzer to signal "door open too long" events. The zones and outputs function exactly as for the SPC panel. To allow greatest flexibility, the zones and outputs are freely programmable for other purposes if not used for door control. Up to 512 priority card holders can be stored on the expander for standalone operation in case of communication loss to the control panel. The Expander comes in a tamper protected housing and features also an X-BUS status LED for easy device identification and extensive self-diagnostic capabilities.
Available from July 2009 onwards.

Current consumption: minimum	45 mA (12 VDC)
Current consumption: maximum	80 mA (12 VDC)
Operating temperature	+5 ~ +40 °C
Dimensions (W x H x D)	(Enclosure) 195 x 150 x 47 mm (PCB) 50 x 82 x 20 mm
Housing protection	IP30
Weight	0.360 kg
Data sheet	A6V38986, A6V10238974, A6V10238980

SPCP332.300	**Power supply (7Ah) with I/O expander**	**S54545-C102-A100**

The smart PSU SPCP332 with expander extends the SPC system via X-BUS with a monitored 12 VDC 2.6 A local power source for connected security devices (e.g. expanders on X-BUS) and battery management, 8 wired zones and 2 fully programmable relay outputs. The zones and outputs on the expander function exactly as the zones and outputs on the SPC panel. Each zone can be configured for different zone monitoring requirements. The system supports 4K7 resistors as standard for monitoring but also does support other resistor values. The outputs are volt free relays that provide both NO and NC terminals allowing the greatest flexibility. The expander features also an X-BUS status LED and on board buzzer for easy device identification and extensive self-diagnostic capabilities.

Supply voltage (typical)	230 VAC, +10 to -15 %, 50 Hz
Current consumption	Max. 220 mA (230 VAC)
Mains fuse	500 mA T
Battery	Optional
Operating temperature	+5 ~ +40 °C
Housing material	Steel, > 1.2 mm
Dimensions (W x H x D)	264 x 357 x 81 mm
Battery capacity	Max. 7 Ah / 12 V
Housing protection	IP30
Weight	5.100 kg
Data sheet	A6V38986, A6V10238974, A6V10238980

© Siemens Switzerland Ltd 2009

Type		Order No.
SPCP333.300	**Power supply (17 Ah) with I/O expander**	**S54545-C101-A100**

The smart PSU SPCP333 with expander extends the SPC system via X-BUS with a monitored 12 VDC 2.6 A local power source for connected security devices (e.g. expanders on X-BUS) and battery management, 8 wired zones and 2 fully programmable relay outputs. The zones and outputs on the expander function exactly as the zones and outputs on the SPC panel. Each zone can be configured for different zone monitoring requirements. The system supports 4K7 resistors as standard for monitoring but also does support other resistor values. The outputs are volt free relays that provide both NO and NC terminals allowing the greatest flexibility. The expander features also an X-BUS status LED and on board buzzer for easy device identification and extensive self-diagnostic capabilities.

Supply voltage (typical)	230 VAC, +10 to -15 %, 50 Hz
Current consumption	220 mA (230 VAC)
Mains fuse	500 mA T
Battery	Optional
Operating temperature	+5 ~ +40 °C
Housing material	Steel, > 1.2 mm
Dimensions (W x H x D)	326 x 415 x 114
Battery capacity	Max. 17 Ah / 12 V
Housing protection	IP30
Weight	7.400 kg
Data sheet	A6V38986, A6V10238974, A6V10238980

© Siemens Switzerland Ltd 2009

SPC Accessories and Modules
Other Modules

Type		Order No.
SPCX410.000	**Fast Programmer**	**S54559-B102-A100**

The Fast Programmer SPCX410 provides a simple method of transferring configuration files from a PC (USB) to an SPC panel through the SPC Pro application and backing up configuration files from an SPC panel to the fast programmer without direct PC connection. This portable device has on-board 1MB flash memory, which typically can store in excess of 100 configuration files or a new firmware release for on site controller firmware update.

Interfaces	1 x USB (to PC) 2 x 10-pin connector (to SPC controller)
Operating temperature	+5 ~ +40 °C
Dimensions (W x H x D)	91 x 32 x 17 mm
Weight	0.040 kg
Data sheet	A6V38986, A6V10238974, A6V10238980

© Siemens Switzerland Ltd 2009

SPC Accessories and Modules
Spare Parts

Type		Order No.
SPC4100.000	**Main board for SPC4120.00 (without software)** Dimensions (W x H x D) 200 x 135 x 25 mm Weight (without battery) 0.210 kg	**S54558-A101-A100**
SPC5200.000	**Main board for SPC5220.000 and SPC5230.00 (without software)** Dimensions (W x H x D) 200 x 135 x 25 mm Weight (without battery) 0.220 kg	**S54558-A102-A100**
SPC6300.000	**Main board for SPC6320.000 and SPC6330.00 (without software)** Dimensions (W x H x D) 200 x 135 x 25 mm Weight (without battery) 0.220 kg	**S54558-A103-A100**
SPCP330.000	**Main board for SPCP332 and SPCP333** Dimensions (W x H x D) 170 x 94 x 60 mm Weight (without battery) 0.260 kg	**S54558-A104-A100**

© Siemens Switzerland Ltd 2009

IC60 – brighten up your security with colourful options

IC60 – security meets design

Specifically designed by Siemens for the home and small business environments, this multi-functional security system combines security, safety and comfort functionalities on one system, making it the right choice for anyone looking for intelligent intruder detection, total safety and ultimate convenience. Its stylish control panel and keypad are at the heart of the system, whether wired or wireless: SMS alerts, water leak detection or even lighting control are just a few of the functionalities IC60 offers, so you are sure that wherever you are, your home or business are in safe hands. Simply and reliably.

- Simple in-house and remote operation of comfort, safety and security functions
- Panic and emergency calls activation
- Voice alarm verification
- Stay at home mode
- Child return home function
- Duress safety code
- Card reader function for small office applications

IC60 Control Panels
System Schematics

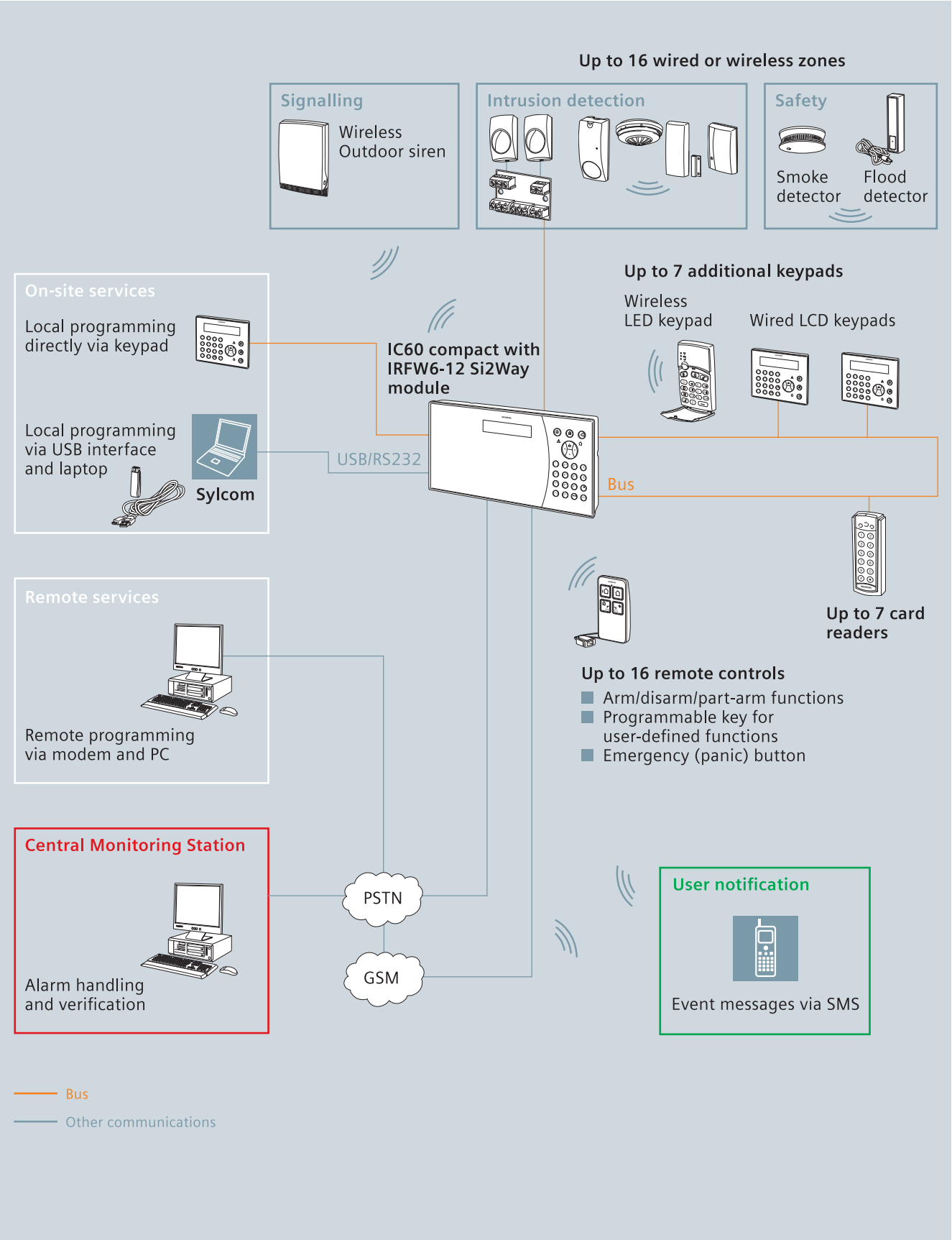

© Siemens Switzerland Ltd 2009

IC60 Control Panels
Product Overview

	Wired panels		Hybrid panels	
	IC60M-8	IC60-8	IC60W-10	IC60WA-10
Description	IC60 Modular	IC60 Compact	IC60 Compact	IC60 Compact
Integrated keypad		■	■	■
Keypads	Up to 8	Up to 7	Up to 8	Up to 9
Users	Up to 100**	Up to 100**	Up to 100**	Up to 100**
Zones	8/16*	8/16*	16 (max. 8 wired)	16 (max. 8 wired)
Partitions	2	2	2	2
Programmable inputs	Up to 16	Up to 16	Up to 16	Up to 16
Total outputs	Up to 8	Up to 8	Up to 8	Up to 8
Integrated PSTN dialer	■	■	■	■
2-way audio verification		Optional IAV6-90	Optional IAV6-90	■
Card reader interface (on Bus)	■	■	■	■
Card readers	Up to 8	Up to 7	Up to 7	Up to 7
Remote controls/wireless keypads	Up to 16 (optional IRFW6-10)	Up to 16	Up to 16	Up to 16
SiWay wireless receiver	Optional IRFW6-10		■	■
Si2Way wireless module	Optional IRFW6-12	Optional IRFW6-12	Optional IRFW6-12	Optional IRFW6-12

* with zone doubling
** including remote users (1 RC needs 5 users)

© Siemens Switzerland Ltd 2009

IC60 Control Panels
Wireless Control Panels

Type		Order No.
IC60..	**IC60 compact panel 8-16 zones**	**IC60..**

The IC60 compact is equipped with an extra large 2-line display - each line consisting of 16 characters - and an integrated keypad. The glossy finish, the crystal clear buttons and the different colors will cater for every style and taste. The display and keys are backlit and the intensity of the illumination, as well as the volume of the signal tones, can be individually adjusted. The 5 LED's display the most important system statuses such as "ready", "trouble", "stay at home", "bypass" and "armed". A room temperature indication is also integrated.

Max. number of outputs	100
Partitions	2
Sound level	>80dB
Time function	8
Event memory	255, with time stamp and additional information
Battery	Ni-Mh, 12 V DC / max. 1800 mAh (optional)
Bus connection for	7 keypads IKP6-03 or readers IAR6-30 (up to 25 m, 22 AWG, wire diameter 0.6 mm) 4 keypads IKP6-03 or readers IAR6-30 (up to 100 m, 20 AWG, wire diameter 0.8 mm)
Programming	Direct via keypad, with remote control, local PC or memory stick
Communication protocol	SIA, CID, Voice
Communication type	PSTN dialer built-in
Outputs	2 x open collector 12 V / 1 A 1 x relay 24 V / 2 A 1 x internal Piezo output
Current consumption	Max. 120 mA
RSSI display (Received Signal Strength Indication)	Yes (version 9.07 and higher)
Operating temperature	0 ~ 50 °C
Storage temperature	-20 ~ +60 °C
Humidity (EN60721)	< 85 % r.h., no condensation
Housing protection (EN 60529)	IP41/ IK02
EMI rejection	Up to 2 GHz > 10 V/m
Housing material	ABS-V0
Keypad	Built-in
Standard / approval	EN 50131: Grade 2, Class II
Dimensions (W x H x D)	330 x 170 x 40 mm
Weight	1.120 kg (without battery)
Data sheet	009093
Expansion	IZE6-04 zone expander module (max. 4 / control panel) IR06-04 relay output module (max. 2 / control panel) IAV6-90 audio verification (max. 1/ control panel) IRFW6-10 wireless receiver module (max. 1)

© Siemens Switzerland Ltd 2009

Type		Order No.
IC60-8	**IC60 compact panel 8 zones incl. LCD, AC / DC converter, no battery** See IC60.. for technical overview and note the additional / other specifications: Programmable inputs: 8 - 16 hardwired zones (individual programmable) Zones: 8 - 16 wired	**A5Q00013934**
IC60W-10	**IC60 compact panel 8 - 16 zones incl. LCD, with wireless receiver, AC/DC converter, no battery.** See IC60.. for technical overview and note the additional / other specifications: A receiver for wireless devices is already built-in. Programmable inputs: 16 wireless zones (individual programmable) Wireless protocol: SiWay Portfolio of wireless devices: See wireless detectors and peripherals Wireless module range: Up to 300 m at open space Frequency: 868 MHz wireless receiver Zones: 16 wireless	**A5Q00013935**
IC60WA-10	**IC60 compact panel 8 - 16 zones incl. LCD, with wireless receiver, AC/DC converter, no battery, audio verification module** See IC60.. for technical overview and note the additional / other specifications: A receiver for wireless devices and an audio verification module are already built-in. Programmable inputs: 16 wireless zones (individual programmable) Wireless protocol: SiWay Portfolio of wireless devices: See wireless detectors and peripherals Wireless module range: Up to 300 m at open space Audioverification: Integrated audio verification module (IAV6-90) Frequency: 868 MHz wireless receiver Zones: 16 wireless	**A5Q00013936**

IC60 Control Panels
Wired Control Panels

Type		Order No.
IC60M-8	**IC60 in small modular housing 8-16 zones**	**A5Q00013933**

The IC60 control panel can also be delivered in a more traditional modular design with a small box containing the power supply and the battery. This product is recommended only for wired installations where space for a bigger backup battery is needed.

Max. number of outputs	
Zones	8 - 16 wired
Partitions	2
Time function	8
Event memory	255, with time stamp and additional information
Battery	Sealed Lead Acid 12 VDC / max. 7 Ah (optional)
Bus connection for	8 keypads IKP6-03 or readers IAR6-30 (to 25 m, 22 AWG, wire diameter 0.6 mm) 4 keypads IKP6-03 or readers IAR6-30 (up to 100 m, 20 AWG, wire diameter 0.8 mm)
Programming	Direct via keypad, with remote control, local PC or memory stick
Outputs	3 x open collector 12 V / 1 A 1 x relay 24 V / 2 A
Current consumption	Max. 160 mA
Power supply	Power transformer, 240 V AC 50 Hz, 12 VDC / 1 A outputs, fused
RSSI display (Received Signal Strength Indication)	Yes (version 9.07 and higher)
Operating temperature	0 ~ 50 °C
Storage temperature	-20 ~ +60 °C
Dimensions (W x H x D)	290 x 250 x 90 mm
Humidity (EN60721)	< 85 % r.h., no condensation
Housing protection (EN 60529)	IP41/ IK02
Housing material	ABS-V0
Keypad	Optional IKP6-03 max. 8 external connectable
Weight	1.600 kg

© Siemens Switzerland Ltd 2009

IC60 Kit Packaging
Wireless and Wired Kit Packaging

Type		Order No.
IPIC..	**Kit packaging of IC60 compact or modular panel with 8-16 hard-wired or wireless zones (868MHz)**	**IPIC..**

Kit packaging IC60 compact or modular panel with 8-16 hardwired or wireless zones (868MHz) , incl. power supply, no back up battery (need to be ordered seperately). These kits are availiable in various options of ready to go units. Additionally these kits include various numbers of wireless or wired devices. Delivered in a practical kit package with additional documentation as a user manual in 12 languages, quick start guide and a CD with all technical data, programming software and manuals (incl. box with accessories like screws, anchors, resistors and batteries for all components) . These kits are the perfect solution for quick installations and contain all material which is needed to complete a small security system.

Max. number of outputs	100/1
Zones	8 - 16 wired or 16 wireless
Partitions	2
Alarm output	4
Sound level	>80dB (only compact version)
Time function	8
Event memory	255, with time stamp and additional information
Programming	Direct via keypad or with PC remote or localy
Communication protocol	SIA, CID, Voice
RSSI display (Received Signal Strength Indication)	Yes (version 9.07 and higher)
Operating temperature	0 ~ ca. +50 °C
Storage temperature	-20 ~ +60 °C
Humidity (EN60721)	< 85 % r.h., non condensing
Housing protection (EN 60529)	IP41 / IK02
EMI rejection	Up to 2 GHz > 10 V/m
Housing material	ABS-V0
Standard / approval	EN 50131: Grade 2, Class II
Data sheet	009093

IPIC60-101	**Kit IC60 modular housing, wired, ext. LCD keypad, 3PIR IR80, no battery**	**A5Q00013973**

See IPIC.. for technical overview and note the additional / other specifications:

Kit packaging IC60 modular control panel in big ABS housing for separate mounting, incl. transformer, external white keypad IKP6-03 with big LCD display, no battery. Useable for lead acid battery of 1.3AH 12V-7.5AH 12V. Additionally the kit includes 3 wired PIR motion detectors IR80.

Current consumption	160 mA
Wireless protocol	SiWay
Portfolio of wireless devices	See wireless detectors and peripherals
Wireless module range	Only optional
Programmable inputs	8 - 16 hardwired zones (individual programmable)
Dimensions (W x H x D)	380 x 260 x 125 mm
Weight	2.800 kg

© Siemens Switzerland Ltd 2009

IC60 Kit Packaging
Wireless and Wired Kit Packaging

Type		Order No.
IPIC60-111	**Kit IC60 compact panel, 3PIR IR80 wired, 1remote control** See IPIC.. for technical overview and note the additional / other specifications: Kit packaging IC60 compact panel - wireless receiver already built in, incl. AC/DC converter for 110-250V/ 50-60Hz. Additionally the kit includes 3 wired PIR motion detectors IR80 and 1 wireless remote control IRCW6. Current consumption: 120 mA Battery: NiMh 12 V / 1.8 Ah Wireless protocol: SiWay Portfolio of wireless devices: See wireless detectors and peripherals Max. number of wireless zones: 16 Wireless module range: Up to 300 m at open space Programmable inputs: 8 - 16 hardwired or wireless zones (individual programmable) Dimensions (W x H x D): 430 x 350 x 55 mm Weight: 2.300 kg	**A5Q00013976**
IPIC60-112	**Kit IC60 compact panel, wireless, audio verification, 2PIR IR60, 1MK, 1 remote control** See IPIC.. for technical overview and note the additional / other specifications: Kit packaging IC60 compact panel - wireless receiver and 2 way voice audio verification module IAV6-90 for audio alarm verification and "listen in" functionality incl. AC/DC converter for 110-250V/ 50-60Hz. Additionally the kit includes 2 wireless PIR motion detectors IR60W6, 1 wireless magnetic contact IMKW6 and 1 wireless remote control IRCW6. Current consumption: 120 mA Battery: NiMh 12 V / 1.8 Ah Wireless protocol: SiWay Portfolio of wireless devices: See wireless detectors and peripherals Max. number of wireless zones: 16 Wireless module range: Up to 300 m at open space Programmable inputs: 8 - 16 hardwired or wireless zones (individual programmable) Dimensions (W x H x D): 430 x 350 x 55 mm Weight: 2.300 kg	**A5Q00013977**

© Siemens Switzerland Ltd 2009

IC60 Kit Packaging
Wireless and Wired Kit Packaging

Type		Order No.
IPIC60-121	**Kit IC60 compact panel, wireless, 3PIR IR60, 1remote control** See IPIC.. for technical overview and note the additional / other specifications: Kit packaging IC60 compact panel - wireless receiver already built in, incl. AC/DC converter for 110-250V/ 50-60Hz. Additionally the kit includes 3 wireless PIR motion detectors IR60W6 and 1 wireless remote control IRCW6. Current consumption: 120 mA Battery: NiMh 12 V / 1.8 Ah Wireless protocol: SiWay Portfolio of wireless devices: See wireless detectors and peripherals Max. number of wireless zones: 16 Wireless module range: Up to 300 m at open space Programmable inputs: 8 - 16 hardwired or wireless zones (individual programmable) Dimensions (W x H x D): 430 x 350 x 55 mm Weight: 2.300 kg	**A5Q00013979**
IPIC60-123	**Kit IC60 compact panel, wireless, 2PIR IR60, 1MK, 1 remote control** See IPIC.. for technical overview and note the additional / other specifications: Kit packaging IC60 compact panel - wireless receiver already built in, incl. AC/DC converter for 110-250V/ 50-60Hz. Additionally the kit includes 2 wireless PIR motion detectors IR60W6, 1 wireless magnetic contact IMKW6 and 1 wireless remote control IRCW6. Current consumption: 120 mA Battery: NiMh 12 V / 1.8 Ah Wireless protocol: SiWay Portfolio of wireless devices: See wireless detectors and peripherals Max. number of wireless zones: 16 Wireless module range: Up to 300 m at open space Programmable inputs: 8 - 16 hardwired or wireless zones (individual programmable) Dimensions (W x H x D): Compact: 430 x 350 x 55 mm Weight: 2.300 kg	**A5Q00013981**

© Siemens Switzerland Ltd 2009

IC60 external keypads

A wealth of functionality ...

... in a stylish user interface.

IC60 Keypads, Remote Controls and Card Readers
Keypads

Type		Order No.
IKP6-03	**Wireless LED keypad**	**A5Q00020290**

The IKPW6-10 is a wireless keypad for SiWay enabled panels. It enables the same functionality as a remote control for easy system setting/unsetting, and also supports user codes for uncompromised security. Besides, home automation functions can be controlled from anywhere in the premises, thanks to the keypad dedicated commands and the panel's programmable outputs. Panic alarms are also supported.

Power supply	9 – 16 VDC (via central bus)
Current consumption	Min. 40 mA Typ. 70 mA Max. 110 mA
Bus connection for	2 x central bus (up to 8)
LCD Display	LCD 2 x 16 characters
Operating temperature	-10 ~ +50 °C
Housing material	ABS-V0 white
Housing protection	IP41
Dimensions (W x H x D)	145 x 126 x 22 mm
Weight	Ca 0.300 kg
Standard / approval	EN 50131: Grade 2, Class II
Data sheet	009093

IKP6-03B — **External LCD keypad black with large display and temperature indication** — **S54543-F105-A100**

The keypad benefits from a stylish and slim-line design. The glossy finish, the crystal clear buttons and the black color will cater for every style and taste. The IKP6-03 is equipped with an extra large 2-line display, each line consisting of 16 characters. The display and keys are backlit, and the intensity of the illumination, as well as the volume of the signal tones, can be individually adjusted. The 5 LED's display the most important system statuses such as "ready", "trouble", "stay at home", "bypass" and "armed". The keypad layout mirrors the familiar telephone dials for ultimate user-friendliness , and clearly shows separate emergency call buttons. A room temperature indication is also integrated.
Color: black

Power supply	9 – 16 VDC (via central bus)
Current consumption	Min. 40 mA Typ. 70 mA Max. 110 mA
Bus connection for	2 x central bus (max. 8)
LCD Display	LCD 2 x 16 characters
Operating temperature	-10 ~ +50 °C
Housing material	ABS-V0 black
Housing protection	IP41
Dimensions (W x H x D)	145 x 126 x 22 mm
Weight	Ca 0.300 kg
Standard / approval	EN 50131: Grade 2, Class II
Data sheet	009093

© Siemens Switzerland Ltd 2009

IC60 Keypads, Remote Controls and Card Readers
Remote Controls

Type		Order No.
IRCW6-10	**Remote control for IC60, white**	**A5Q00013945**

The IRCW6-10 remote control has an elegant and stylish design. With the remote control the IC60 system can be activated or deactivated without a code. It is secured with an individual 24 Bit encrypted code transmission and it is small enough to be used on a key ring. Additional integrated functions enable the remote operation of other devices such as lights, garage doors, etc. In addition, police or medical assistance can be requested through the integrated panic button.

Power supply	Built-in battery (not rechargeable)
Current consumption	Standby: 6 mA Max.: 20 mA
LCD Display	1 LED
Operating temperature	-10 ~ +50 °C
Housing material	ABS-V0
Dimensions (W x H x D)	57 x 30 x 13 mm
Standard / approval	EN 50131: Grade 2, Class II
Data sheet	009093

IRCW6-10B — **Remote control for IC60, black** — **S54543-F108-A100**

The IRCW6-10B remote control has an elegant and stylish design. With the remote control the IC60 system can be activated or deactivated without a code. It is secured with an individual 24 Bit encrypted code transmission and it is small enough to be used on a key ring. Additional integrated functions enable the remote operation of other devices such as lights, garage doors, etc. In addition, police or medical assistance can be requested through the integrated panic button.

Power supply	Built-in battery (not rechargeable)
Current consumption	Standby: 6 mA Max.: 20 mA
LCD Display	1 LED
Operating temperature	-10 ~ +50 °C
Housing material	ABS-V0
Dimensions (W x H x D)	57 x 30 x 13 mm
Standard / approval	Complies with: EN 61000-6-3, EN 55022 Kl. B, EN 50130-4+A1+A2, EN 50371, EN 60950-1, EN 300220-3, EN 301489-3, EN 50131-1, EN50131-5-3, TS50131-3. Security Grade 2, Environmental Class II
Data sheet	009093

IRCW6-1010 — **Set of colored remote controls for IC60** — **S54543-F106-A100**

The set consists out of 10 different colored remote controls. Colors: black, reflex blue, purple, red, green, pink, yellow, orange, light blue, light green.

Power supply	Built-in battery
Current consumption	Standby: 6 mA Max.: 20 mA mA
LCD Display	1 LED
Operating temperature	-10 ~ +50 °C
Housing material	ABS-V0
Standard / approval	EN 50131: Grade 2, Class II
Data sheet	009093

© Siemens Switzerland Ltd 2009

Type		Order No.
IAR6-30	**Contactless ID access card reader** With its flat and compact design this card reader fits in seamlessly with the stylish design line of the IC60 range. It can be connected directly to the central bus and can operate as a keypad (without programming). All existing standard tags/cards with a 125 KHz operating frequency can be used and registered to the IC60, on site or remotely (max. 100 users in total).	**A5Q00013972**

Wireless module range	Up to 300 m at open space
Power supply	11 – 16 VDC (via central bus)
Current consumption	Typ. 40 mA Max. 50 mA
Outputs	12 VDC max. to 1 A external supply
Bus connection for	1x central bus (up to 8)
LCD Display	2 LED's
Operating temperature	-10 ~ +50 °C
Housing material	ABS & epoxy
Housing protection	IP54
Dimensions (W x H x D)	45 x 121 x 21 mm
Data sheet	009093

15

How can petrol theft be reduced?

How can the station be protected against break-ins and robberies?

Using interoperable access control, intrusion detection and video surveillance systems.

Video surveillance continuously monitors and records all activities at the pumps, in the shop area and throughout the premises at all times. During out of hours the intrusion detection system protects the premises against break-ins, and during opening hours panic buttons link to an alarm receiving centre, in case of robberies, combined with visual verification via surveillance cameras ensures a fast response. The offices, storage, and sensitive areas are kept safe yet accessible to the right people at the right times with access control. Protecting people, processes and assets – you are secure with Siemens. **www.siemens.com/petrolstationsecurity**

Answers for infrastructure.

SIEMENS

IC60 Accessories
Communication and Verification Modules

Type		Order No.
IGS6-10	**External GSM module, quad band with TCP/IP**	**A5Q00013943**

The GSM module works as a backup transmission unit if the telephone line is down. Furthermore, it enables SMS messages to be sent to pre-programmed mobile phone numbers, giving information about the current situation at home or in the office. Voice transmission is not supported.

Power supply	10.5 - 14.5 VDC
Current consumption	Standby: 100 mA Max. 200 mA
Outputs	1 x open collector 12 VDC / 0.1 A
Power output	Class 4 EGSM850: 2 W Class 4 EGSM900: 2 W Class 1 EGSM1800: 1 W Class 1 EGSM1900: 1 W
Operating frequency	900 MHz / 1800 MHz or 850 MHz / 1900 MHz
Operating temperature	-10 ~ +50 °C
Storage temperature	-20 ~ +60 °C
Housing material	ABS - V0
Housing protection (EN 60529)	IP41 / IK02
Battery	12 V 1.3 Ah Lead Acid
Battery charger	Output: 260 mA for battery charging
EMI rejection	Up to 2 GHz: > 10 V/m
Humidity (EN60721)	< 85 % r.h., no condensation
Dimensions (W x H x D)	245 x 175 x 55 mm
Weight	(incl. battery) 1.500 kg
Data sheet	009093

IAV6-90	**Audio verification for IC60 compact**	**A5Q00013942**

This module works as a two-way voice verification module and enables the control panel to be used as a communication point. This enables alarms to be verified by listening-in, a functionality normally required by Central Monitoring Stations (CMS) to reduce the cost of false alarms. The “listen-in” function can be activated from the outside with a security pin code or automatically in case of an alarm. In case of a medical emergency the operator can directly talk to the person in need. Several audio messages with a total length of up to 90 seconds can also be recorded with the integrated microphone, then stored and individually programmed for broadcast via the loudspeaker in case of an alarm. This unit works with the IC60 compact version only.

Power supply	7 – 15 VDC (via control panel data connection)
Current consumption	Standby: 20 mA Max. 120 mA
Maximum distance	8 m for listen in
Outputs	Loudspeakers
Inputs	Microphone
Bus connection for	1 x compact panel data connection
Housing	No housing
Operating temperature	-10 ~ +50 °C
Storage temperature	-20 ~ +60 °C
EMI rejection	Up to 2 GHz > 10 V/m
Humidity (EN60721)	< 85% r.h., no condensation
Data sheet	009093

© Siemens Switzerland Ltd 2009

IC60 Accessories
Communication and Verification Modules

Type		Order No.
IRFW6-10	**Wireless receiver module, SiWay**	**A5Q00013940**

The IRFW6-10 is an internal RF Receiver Module (868MHz) for IC60. When built into the control panel, the receiver module is able to operate 16 wireless devices from the IC60 product range, and up to 16 remote controls. The signal is transmitted within a secured frequency range (868 MHz in Europe), with encrypted information. If the frequency is blocked or jammed, an alarm signal will be generated. To overcome transmission problems an additional receiver module can be mounted externally and connected to the central bus.

Power supply	7 – 15 VDC (via central bus)
Current consumption	Typ. 22 mA typical
Bus connection for	1 x central bus connector
Frequency	868 MHz / FSK
Sensitivity	- 105 dBm typical
Housing	No housing
Operating temperature	-10 ~ +50 °C
Storage temperature	- 20 ~ + 60 °C
EMI rejection	Up to 2 GHz:>10V/m
Humidity (EN60721)	< 85% r.h., non condensing
Dimensions (W x H x D)	99 x 55 x 65 mm
Standard / approval	EN 50130-4+A1+A2, EN 301489-1, EN 60950-1, EN 61000-6-3, EN 55022 Kl.B, EN 300220-3
Data sheet	009093

IRFW6-12	**Wireless receiver module, Si2Way**	**S54538-F104-A100**

The IRFW6-12 is a Si2Way radio module which is required for IC60 panels communication with Si2Way devices (e.g. outdoor siren). It should be internally mounted into the panel.

Power supply	7 – 15 V DC (via central bus)
Current consumption	Typ. 22 mA typical
Bus connection for	1 x central bus connector
Frequency	868 MHz / FSK
Sensitivity	- 105 dBm typical
Housing	No housing
Operating temperature	-10 ~ +50 °C
Storage temperature	- 20 ~ + 60 °C
EMI rejection	Up to 2 GHz:>10V/m
Humidity (EN60721)	< 85% r.h., non condensing
Dimensions (W x H x D)	99 x 55 x 65 mm
Standard / approval	EN 50130-4+A1+A2, EN 301489-1, EN 60950-1, EN 61000-6-3, EN 55022 Kl.B, EN 300220-3
Data sheet	009093

© Siemens Switzerland Ltd 2009

Expander and Relay Modules

Type		Order No.
IZE6-04	**Four wired zone expander module**	**A5Q00020291**

With this unit, 4 additional wired zones can be connected to the IC60 control panel. The module can be integrated within the control panel (modular version) or mounted externally (compact version) to save cabling via a connection to the terminal block of the inputs. Up to 4 modules can be used with one IC60 panel (e.g. max 16 wired zones).

Power supply	Connected to zone
Current consumption	Resistor only / no power
Operating temperature	-10 ~ +50 °C
Storage temperature	-20 ~ +60 °C
Housing	No housing
EMI rejection	Up to 2GHz > 10V/m
Humidity (EN60721)	< 85% r.h., non condensing
LCD Display	None
Dimensions (W x H x D)	45 x 31 x 12 mm
Data sheet	009093

IRO6-04 — **Relay output module 4 x 12V / 1A** — **A5Q00013944**

The IR06-04 is an external relay output module for IC60 with 4 Relays (12V/1A). With this unit 4 additional output relays can be connected to the IC60 control panel. The module can be mounted externally to save cabling, via a connection to the central bus (modular version). UP to 2 modules can be used with each IC60 panel (e.g. max. 8 programmable outputs).

Power supply	11 - 16 VDC (via central bus)
Current consumption	Active: 20 mA per active relay Standby: 15 mA
Outputs	4 x relay 12 VDC / 1 A 4 x open collector 12 VDC / 0.1 A
Operating temperature	-10 ~ +50 °C
Storage temperature	- 20 ~ +60 °C
Housing	No housing built-in modular unit
EMI rejection	Up to 1 GHz >10 V/m
Humidity (EN60721)	< 85% r.h., no condensation
Dimensions (W x H x D)	102 x 59 x 16 mm
Data sheet	009093

© Siemens Switzerland Ltd 2009

IC60 Accessories
Vertical and Horizontal Lexan Mounting Sets

Type		Order No.
IVK-6	**Vertical mounting kit** The IVK-6 is a vertical mounting Kit for IC60. This kit contains an additional white front cover and an additional vertical keypad with button, to be exchanged with the existing horizontal button keypad version. These two parts are necessary to convert the IC60 compact into a vertical panel. No additional material is needed. Different colours are available for vertical and horizontal mounting options. Housing: Built-in compact only Data sheet: 009093	**A5Q00020294**
IVK-6-08	**Vertical mounting set, 8 colored Lexan** Vertical mounting set with 8 samples of different coloured Lexan covers and 1 milky buttons for vertical mounting. One piece includes 8 parts. The sets include the following colors: black (Pantone black), purple (Pantone 220C), silver (Pantone 877), dark wood, yellow (Pantone 1205), light blue (Pantone 290), light green (Pantone 372) and peach (Pantone 148). Housing: Built-in compact only Data sheet: 009093	**S54559-B105-A100**
IHK6-05..	**Horizontal Lexan** Horizontal mounting set with 5 pcs of Lexan covers. One set includes 5 Lexan covers of the same colour. Housing: Built-in only compact	**IHK6-05..**
IHK6-05L	**Horizontal Lexan, lt. blue, 5 pcs** See IHK6-05.. for technical overview and note the additional / other specifications: Colour: Light blue	**S54559-B107-A100**
IHK6-05G	**Horizontal Lexan, lt. green, 5 pcs** See IHK6-05.. for technical overview and note the additional / other specifications: Colour: Light green	**SS54559-B108-A100**
IHK6-05V	**Horizontal Lexan, violett, 5 ST** See IHK6-05.. for technical overview and note the additional / other specifications: Colour: Violett	**S54559B109-A100**
IHK6-05P	**Horizontal Lexan, peach, 5 pcs** See IHK6-05.. for technical overview and note the additional / other specifications: Colour: Peach	**S54559-B110-A100**

© Siemens Switzerland Ltd 2009

IC60 Accessories
Vertical and Horizontal Lexan Mounting Sets

Type			Order No.
IHK6-05Y	**Horizontal Lexan, yellow, 5 pcs**		**S54559-B111-A100**
	See IHK6-05.. for technical overview and note the additional / other specifications:		
	Colour	Yellow	
IHK6-05S	**Horizontal Lexan, silver, 5 pcs**		**S54559-B112-A100**
	See IHK6-05.. for technical overview and note the additional / other specifications:		
	Colour	Silver	
IHK6-05W	**Horizontal Lexan, wood, 5 pcs**		**S54559-B113-A100**
	See IHK6-05.. for technical overview and note the additional / other specifications:		
	Colour	Wood	
IHK6-05B	**Horizontal Lexan, black, 5 pcs**		**S54559-B114-A100**
	See IHK6-05.. for technical overview and note the additional / other specifications:		
	Colour	Black	

© Siemens Switzerland Ltd 2009

IC60 Accessories
Vertical and Horizontal Buttons Mounting Sets

Type		Order No.
IHB..	**IHB... spare buttons for IC60 vertical mounted** 5 x Buttons for mounting in a IC60 compact panel for vertical mounting direction, with printing of characters in horizontal direction. Available in 3 different color versions. Black, White and Milky which is color neutral and can fit to every colour of the IC60 control panel. Dimensions (W x H x D): 127 x 70 x 6 mm Weight: 0.020 kg Data sheet: 009093	**IHB..**
IHB-6B	**Black buttons x5 for IC60 vertical compact panel** See IHB.. for technical overview and note the additional / other specifications: Colour: Black buttons	**S54559-B103-A100**
IHB-6M	**Milky buttons x5 for IC60 vertical compact panel** See IHB.. for technical overview and note the additional / other specifications: Colour: Milky buttons	**S54559-B103-A200**
IHB-6W	**White buttons x5 for IC60 vertical compact panel** See IHB.. for technical overview and note the additional / other specifications: Colour: White buttons	**S54559-B103-A300**
IVB..	**IVB... spare buttons for IC60 horizontal mounted** 5 x Buttons for mounting in a IC60 compact panel for horizontal mounting direction, with printing of characters in verticta direction. Available in 3 different color versions. Black, White and Milky which is color neutral and can fit to every colour of the IC60 control panel. Housing: Built-in only compact Dimensions (W x H x D): 127 x 70 x 6 Data sheet: 009093	**IVB..**

© Siemens Switzerland Ltd 2009

IC60 Accessories
Vertical and Horizontal Buttons Mounting Sets

Type		Order No.
IVB-6B	**Black buttons x5 for IC60 horizontal compact panel** See IVB.. for technical overview and note the additional / other specifications: Colour: Black buttons	**S54559-B104-A100**
IVB-6M	**Milky buttons x5 for IC60 horizontal compact panel** See IVB.. for technical overview and note the additional / other specifications: Colour: Milky buttons	**S54559-B104-A200**
IVB-6W	**White buttons x5 for IC60 horizontal compact panel** See IVB.. for technical overview and note the additional / other specifications: Colour: White buttons	**S54559-B104-A300**

IC60 Accessories
Other Accessories

Type		Order No.
IMM6-1	**Memory stick** The memory stick enables a quick on-site programming, with easy up- or download of special customer default settings. The memory stick can store one default setting for one IC60 panel. Operating temperature: -10 ~ +50 °C Storage temperature: -20 ~ +60 °C Dimensions (W x H x D): 57 x 11 x 13 mm Data sheet: 009093	**A5Q00013954**
IAQ6-1	**PC interface cable USB** The connection cable enables direct connection between a PC and the IC60 control panel for direct programming and printing of the memory log. The product consists of a standard mini USB cable and a special IC60 communication interface connector. Connectors: USB Type A Operating system: Windows XP Operating temperature: -10 ~ +50 °C Storage temperature: -20 ~ +60 °C Dimensions (W x H x D): 57 x 11 x 13 mm Data sheet: 009093	**A5Q00013952**

© Siemens Switzerland Ltd 2009

Type		Order No.
IAB1201-8	**Battery pack NiMh 12/1.8 AH**	**A5Q00020293**

The battery pack is a rechargeable nickel metal hydride battery. This battery pack is used as an internal backup battery for the IC60-W-10 control panel.
Attention: This battery type is self discharging after 6 months. Periodic charging is needed on stock, otherwise the battery might be damaged!

Battery type	12 V
Battery capacity	1.8 Ah
Dimensions (W x H x D)	72 x 29 x 51 mm
Weight	0.290 kg
Data sheet	009093

16

We offer protection by combining interoperable security, fire safety and building management systems.

As emergency lighting is automatically switched on, ventilation will be controlled, with the alarm being transmitted to first responders offering visual verification, all while restricting access to elevators and doors in the alarm area and guiding people away to safety via the voice evacuation system.
www.siemens.com/interoperability

Answers for infrastructure.

SIEMENS

Type Index

Type	Description	Order No.	Page
ADM-I12W1	Wireless Fresnel PIR detector, 12 m wide angle	S54538-F105-A100	1-21
ADM-Q12	Fresnel PIR detector, 12 m wide angle	S54530-F102-A100	2-3
ADM-Q12T	Fresnel PIR detector with real-time antimask surveillance, 12 m wide angle	S54530-F103-A100	2-3
ADM-QKA12	Fresnel PIR/MW motion detector, 12 m wide angle, 24.125 GHz	S54531-F105-A100	2-4
ADM-QKA12T	Fresnel dual detector with real-time antimask surveillance, 12 m wide angle, 24.125 GHz	S54531-F111-A100	2-6
ADM-QXA12	Fresnel PIR/MW motion detector, 12 m wide angle, 10.525 GHz	S54531-F101-A100	2-4
ADM-QXA12T	Fresnel PIR/MW motion detector with real time antimask surveillance, 12 m wide angle, 10.525 GHz	S54531-F107-A100	2-5
ADM-QXB12	Fresnel PIR/MW motion detector, 12 m wide angle, 9.9 GHz	S54531-F103-A100	2-4
ADM-QXB12T	Fresnel PIR/MW motion detector with real-time antimask surveillance, 12 m wide angle, 9.9 GHz	S54531-F109-A100	2-5
ADM-QXC12	Fresnel PIR/MW motion detector, 12 m wide angle, 10.687 GHz	S54531-F104-A100	2-4
ADM-QXC12T	Fresnel PIR/MW motion detector with real-time antimask surveillance, 12 m wide angle, 10.687 GHz	S54531-F110-A100	2-5
ADM-QXD12	Fresnel PIR/MW motion detector, 12 m wide angle, 9.35 GHz	S54531-F102-A100	2-4
ADM-QXD12T	Fresnel PIR/MW motion detector with real-time antimask surveillance, 12 m wide angle, 9.35 GHz	S54531-F108-A100	2-5
ADM-Qxx12..	Fresnel PIR/MW motion detector, 12 m wide angle	ADM_Qxx12..	2-4
ADM-Qxx12T..	Fresnel PIR/MW motion detector with real-time antimask surveillance, 12 m wide angle	ADM-Qxx12T..	2-5
AGB600	Audio glass break detector	A5Q00001591	5-2
AO-C25	Curtain lens set (12 pcs)	S54539-F102-A100	2-10
AO-PA..	End of Line board type A for 2-wire installations with and without End of Line resistor	AO-PA..	2-8
AO-PA2247	EOL pcb 2-wire, 2k2, 4k7	S54539-F109-A200	2-8
AO-PA4722	EOL pcb 2-wire, 4k7, 2k2	S54539-F109-A300	2-8
AO-PA4747	EOL pcb 2-wire, 4k7, 4k7	S54539-F109-A100	2-8
AO-PB..	End of Line board type B for 2- and 4-wire installations with End of Line resistor only	AO-PB..	2-8
AO-PB2247	EOL pcb 2-/4-wire, 2k2, 4k7	S54539-F110-A200	2-9
AO-PB4722	EOL pcb 2-/4-wire, 4k7, 2k2	S54539-F110-A300	2-9
AO-PB4747	EOL pcb 2-/4-wire, 4k7, 4k7	S54539-F110-A100	2-8
AO-PC..	End of Line board type C for 2-/4- and 6-wire installations with and without End of Line resistor.	AO-PC..	2-9
AO-PC2247	EOL pcb 2-/4-/6-wire, 2k2, 4k7	S54539-F111-A200	2-9
AO-PC4722	EOL pcb 2-/4-/6-wire, 4k7, 2k2	S54539-F111-A300	2-9
AO-PC4747	EOL pcb 2-/4-/6-wire, 4k7, 4k7	S54539-F111-A100	2-9
AO-WL10k	White light filter (12 pcs)	S54539-F103-A100	2-10
AT11W	Alarm button for surface mounting (white)	BPZ:3889000001	5-6
AT11W A/7	Replacement paper disc for AT11W/ AT12W (100 pcs)	BPZ:4198240001	5-6
AT12W	Alarm button for recess mounting (white)	BPZ:3889130001	5-6
AZ-MBG..	Wall mount bracket with tamper switch	AZ-MBG..	2-10
AZ-MBG2	Wall mount bracket, G2	S54593-F105-A100	2-10
AZ-MBG3	Wall mount bracket with tamper switch, G3	S54539-F107-A100	2-11
BP-200F	Pole mounting cover for IS44x beams	BPZ:5386240001	3-15
BP-60TE	Pole mounting cover for IS43x beams	BPZ:5386370001	3-14
FAT6 A/7	Replacement paper disc for FAT7 (10 pcs)	BPZ:2566500001	5-6
FAT7	Alarm button for installation in desks and counters	BPZ:2937810001	5-6
FK32	Hold-up foot rail	BPZ:2305530001	5-5
FKL3	L-bracket for wall mounting	BPZ:2446170001	5-5
FKZ3	Z-bracket for floor mounting	BPZ:2446200001	5-5

© Siemens Switzerland Ltd 2009

Type Index

Type	Description	Order No.	Page
GM570LSN	Seismic detector for LSN, VdS approval	BPZ:5395000001	4-6
GM580LSN	Watertight seismic detector, VdS approval	A5Q00001640	4-6
GM710	Seismic detector with standard functionality for steel applications	S54534-F106-A100	4-4
GM730	Seismic detector with advanced functionality for steel applications	S54534-F107-A100	4-4
GM760	Seismic detector for multi-purpose use	S54534-F108-A100	4-5
GM775	Seismic detector for intelligent multi-purpose use	S54534-F109-A100	4-5
GMAS6	Keyhole protection fixing device for seismic detectors	BPZ:4886060001	4-10
GMSW7	SensTool interface and software for seismic detectors GM730/760/775	A5Q00006246	4-9
GMXB0	Floor box for seismic detectors	BPZ:2772020001	4-10
GMXD7	Anti-drilling foil for GM730, GM760 and GM775	A5Q00006245	4-11
GMXP0	Mounting plate for seismic detectors	BPZ:2772730001	4-9
GMXP3	Swivel plate for seismic detectors	BPZ:3470190001	4-9
GMXP3-A	Adaptor plate for GMXP3/GMXP3Z	S54534-F105-A100	4-11
GMXP3Z	Swivel plate for seismic detectors	5712410001	4-9
GMXS1	Test transmitter for GM730/760/775/570LSN	BPZ:4202370001	4-8
GMXS5	External test transmitter for seismic detectors	BPZ:5627000001	4-8
GMXW0	Wall recess box with cover for seismic detectors	BPZ:2771210001	4-11
GMXWG0H	Watertight housing for seismic detectors	BPZ:3720260001	4-11
GMYA7-A	Alarm indicator module	S54534-F102-A100	4-8
GMYA7-AS	Alarm indication system with key module and indicator module	S54534-F101-A100	4-8
GT2	Test unit for AGB600 and IGBW6	BPZ:5074190001	1-28, 5-2
HTF-24	Heater for IS44x beams	BPZ:5386110001	3-15
IAB1201-8	Battery pack NiMh 12/1.8 AH	A5Q00020293	16-9
IAQ6-1	PC interface cable USB	A5Q00013952	16-8
IAR6-30	Contactless ID access card reader	A5Q00013972	15-3
IAV6-90	Audio verification for IC60 compact	A5Q00013942	16-1
IC60-8	IC60 compact panel 8 zones incl. LCD, AC / DC converter, no battery	A5Q00013934	13-5
IC60..	IC60 compact panel 8-16 zones	IC60..	13-4
IC60M-8	IC60 in small modular housing 8-16 zones	A5Q00013933	13-6
IC60W-10	IC60 compact panel 8 - 16 zones incl. LCD, with wireless receiver, AC/DC converter, no battery.	A5Q00013935	13-5
IC60WA-10	IC60 compact panel 8 - 16 zones incl. LCD, with wireless receiver, AC/DC converter, no battery, audio verification module	A5Q00013936	13-5
IEGW6-12	SiWay/Si2Way E-Bus gateway	S54554-F102-A100	9-6
IGBW6-10	Wireless glass break detector, incl. battery	A5Q00013964	1-25
IGS6-10	External GSM module, quad band with TCP/IP	A5Q00013943	16-1
IHB-6B	Black buttons x5 for IC60 vertical compact panel	S54559-B103-A100	16-6
IHB-6M	Milky buttons x5 for IC60 vertical compact panel	S54559-B103-A200	16-6
IHB-6W	White buttons x5 for IC60 vertical compact panel	S54559-B103-A300	16-6
IHB..	IHB... spare buttons for IC60 vertical mounted	IHB..	16-6
IHK6-05..	Horizontal Lexan	IHK6-05..	16-4
IHK6-05B	Horizontal Lexan, black, 5 pcs	S54559-B114-A100	16-5
IHK6-05G	Horizontal Lexan, lt. green, 5 pcs	SS54559-B108-A100	16-4
IHK6-05L	Horizontal Lexan, lt. blue, 5 pcs	S54559-B107-A100	16-4
IHK6-05P	Horizontal Lexan, peach, 5 pcs	S54559-B110-A100	16-4
IHK6-05S	Horizontal Lexan, silver, 5 pcs	S54559-B112-A100	16-5
IHK6-05V	Horizontal Lexan, violett, 5 ST	S54559B109-A100	16-4
IHK6-05W	Horizontal Lexan, wood, 5 pcs	S54559-B113-A100	16-5
IHK6-05Y	Horizontal Lexan, yellow, 5 pcs	S54559-B111-A100	16-5
IKP6-03	Wireless LED keypad	A5Q00020290	15-1

© Siemens Switzerland Ltd 2009

Type Index

Type	Description	Order No.	Page
IKP6-03B	External LCD keypad black with large display and temperature indication	S54543-F105-A100	15-1
IKPW6-10	Wireless LED keypad	S54543-F107-A103	1-28
IMKW6-10	Wireless door/window contact, incl. battery	A5Q00013961	1-24
IMM6-1	Memory stick	A5Q00013954	16-8
IOPW6-11	Wireless smoke detector, incl. battery, VdS approval	S54538-F101-A100	1-26
IPIC..	Kit packaging of IC60 compact or modular panel with 8-16 hard-wired or wireless zones (868MHz)	IPIC..	14-1
IPIC60-101	Kit IC60 modular housing, wired, ext. LCD keypad, 3PIR IR80, no battery	A5Q00013973	14-1
IPIC60-111	Kit IC60 compact panel, 3PIR IR80 wired, 1remote control	A5Q00013976	14-2
IPIC60-112	Kit IC60 compact panel, wireless, audio verification, 2PIR IR60, 1MK, 1 remote control	A5Q00013977	14-2
IPIC60-121	Kit IC60 compact panel, wireless, 3PIR IR60, 1remote control	A5Q00013979	14-3
IPIC60-123	Kit IC60 compact panel, wireless, 2PIR IR60, 1MK, 1 remote control	A5Q00013981	14-3
IR100B	PIR detector, 12 m wide angle	A5Q00002206	1-3
IR120..	PIR detector, 12 m wide angle, black mirror optics	IR120..	1-4
IR120C	PIR detector, 12 m wide angle, black mirror optics, VdS approval, pet immunity	BPZ:5403790001	1-4
IR120LSN	PIR detector, 12 m wide angle, black mirror, LSN, VdS approval, pet immunity	BPZ:5628940001	1-5
IR120MD	PIR detector, 12 m wide angle, black mirror optics, alarm memory, pet immunity, VdS approval	BPZ:5402980001	1-4
IR120S	PIR detector, 12 m wide angle, black mirror optics, warm ambient conditions, pet immunity	A5Q00001761	1-4
IR120UL	PIR detector, 12 m wide angle, black mirror optics, UL approval, pet immunity	A5Q00003264	1-4
IR160W6-10	Wireless PIR detector, black triplex mirror, incl. battery	A5Q00013963	1-22
IR200..	PIR detector, 15 m wide angle	IR200..	1-5
IR200C-II	PIR detector, 15 m wide angle	BPZ:5619210001	1-5
IR200CD	PIR detector, 15 m wide angle , VdS approval	BPZ:5193710001	1-5
IR200LSN	PIR detector, 15 m wide angle, VdS approval, LSN	BPZ:5499560001	1-6
IR200ME	PIR detector, 15 m wide angle, set/unset input; VdS approval	BPZ:5193680001	1-5
IR261	PIR for ceiling	BPZ:5667770001	1-16
IR270..	PIR detector, 18 m wide angle	IR270..	1-6
IR270C	PIR detector, 18 m wide angle	BPZ:5714870001	1-6
IR270CT	PIR detector, 18 m wide angle with real-time antimask surveillance for warm ambient conditions	A5Q00003273	1-9
IR270MD	PIR detector, 18 m wide angle, VdS approval	A5Q00001864	1-6
IR270T	PIR detector, 18 m wide angle with real-time antimask surveillance	BPZ:5627130001	1-9
IR310C	PIR detector, 18 m wide angle	BPZ:4455550001	1-7
IR310CD	PIR detector, 18 m wide angle, VdS approval	BPZ:4463630001	1-7
IR310MD	PIR detector, 18 m wide angle	BPZ:4459080001	1-8
IR312C	PIR detector, 50 m long range curtain	BPZ:4459660001	1-7
IR312CD	PIR detector, 50 m long range curtain, VdS approval	BPZ:4462110001	1-8
IR312MD	PIR detector, 50 m long range curtain	BPZ:4461010001	1-8
IR31xC..	PIR detector, 18 m wide angle / 50 m long range curtain	IR31xC..	1-7
IR31xCD..	PIR detector, 18 m wide angle / 50 m long range curtain, VdS approval	IR31xCD..	1-7
IR31xMD..	PIR detector, 18 m wide angle / 50 m long range curtain, alarm memory	IR31xMD..	1-8
IR60W6-10	Wireless PIR detector, Fresnel lens, incl. battery	A5Q00013959	1-21
IR65W6-10	Wireless ceiling PIR detector, incl. battery	A5Q00013965	1-23
IR80..	Fresnel PIR detector, 12 m wide angle	IR80..	1-3
IR80B	Fresnel PIR detector, 12 m wide angle, pet immunity	A5Q00002067	1-3

© Siemens Switzerland Ltd 2009

Type Index

Type	Description	Order No.	Page
IRAK3	Back tamper contact	BPZ:4648530001	1-36
IRCW6-10	Remote control for IC60, white	A5Q00013945	15-2
IRCW6-1010	Set of colored remote controls for IC60	S54543-F106-A100	15-2
IRCW6-10B	Remote control for IC60, black	S54543-F108-A100	15-2
IRCW6-11	Multifunctional remote control	S54543-F109-A100	1-27
IRFW6-10	Wireless receiver module, SiWay	A5Q00013940	16-2
IRFW6-12	Wireless receiver module, Si2Way	S54538-F104-A100	16-2
IRM120..	PIR/MW motion detector, 12 m wide angle	IRM120..	1-10
IRM120C	PIR/MW motion detector, 12 m wide angle	A5Q00004068	1-10
IRM120MD	PIR/MW motion detector, 12 m wide angle, VdS approval	A5Q00001997	1-10
IRM270..	PIR/MW motion detector, 18 m wide angle	IRM270..	1-11
IRM270C	PIR/MW motion detector, 18 m wide angle, 10.525 GHz	A5Q00007825	1-11
IRM270CFR	PIR/MW motion detector, 18 m wide angle, 9.9 GHz	A5Q00007831	1-11
IRM270CT	PIR/MW motion detector with real-time antimask surveillance, 18 m wide angle, 10.525 GHz	A5Q00007851	1-12
IRM270CTFR	PIR/MW motion detector with real-time antimask surveillance, 18 m wide angle, 9.9 GHz	A5Q00007891	1-12
IRM270CTUK	PIR/MW motion detector with real-time antimask surveillance, 18 m wide angle, 10.687 GHz	A5Q00007894	1-12
IRM270CUK	PIR/MW motion detector, 18 m wide angle, 10.687 GHz	A5Q00007840	1-11
IRM270MD	PIR/MW motion detector, 18 m wide angle, 9.35 GHz, VdS approval	A5Q00002671	1-11
IRM270T	PIR/MW motion detector with real-time antimask surveillance, 18 m wide angle, 9.35 GHz	A5Q00002416	1-12
IRM270T..	PIR/MW motion detector with real-time antimask surveillance, 18 m wide angle	IRM270T..	1-12
IRM80	Fresnel PIR/MW motion detector, 12 m wide angle	BPZ:5716780001	1-10
IRMC104	Pet clip	BPZ:5623150001	1-36
IRMF20	Masking foil	BPZ:5209200001	1-36
IRO480T SW accessory set	SW accessory set	A5Q00004266	1-15
IRO6-04	Relay output module 4 x 12V / 1A	A5Q00013944	16-3
IRO840T	Dual motion detector with real-time antimask surveillance, 15 m wide angle, VdS approval	A5Q00003034	1-15
IRS112	Curtain mirror set for IR100, 20 m (4 pcs)	BPZ:5622920001	1-35
IRS122	Curtain mirror set	BPZ:5623020001	1-35
IRS162	Curtain mirror set for IR200, 25 m curtain	BPZ:4893750001	1-35
IRS164	Pet alley mirror set for IR200, 10 m wide angle	BPZ:5032060001	1-36
IRS272	Curtain mirror set	BPZ:5717330001	1-35
IRUM1	General-purpose mounting bracket for IR200	BPZ:4573100001	1-34
IRUM2	Wall mount bracket	BPZ:5198760001	1-34
IRUM20	Wall mount bracket	BPZ:5622470001	1-34
IRUM3	Ceiling mount bracket	BPZ:5198890001	1-34
IRUM30	Ceiling mount bracket	BPZ:5622500001	1-34
IS380	External PIR detector volumetric, 24 x 21 m	S54533-F101-A100	3-4
IS380..	External PIR detector	IS380..	3-4
IS380H	External PIR detector volumetric, 30 x 27 m, high performance	S54533-F102-A100	3-4
IS382	External PIR detector volumetric, 40 x 10 m	S54533-F103-A100	3-5
IS384	External PIR detector volumetric, 50 x 30 m	S54533-F104-A100	3-5
IS390	External PIR detector volumetric, 21 x 24 m	BPZ:5398270001	3-6
IS390..	External PIR detector	IS390..	3-6
IS390H	External PIR detector volumetric, 27 x 30 m, high performance	A5Q00005094	3-6
IS392	External PIR detector, curtain 50 x 3.3 m	BPZ:5398300001	3-7
IS392..	External PIR detector	IS392..	3-7
IS392D	External PIR detector, directional curtain, 50 x 3.6 m	S54533-F105-A100	3-7

© Siemens Switzerland Ltd 2009

Type Index

Type	Description	Order No.	Page
IS392DH	External PIR detector, directional curtain, 60 x 4.2 m, high performance	S54533-F106-A100	3-8
IS392H	External PIR detector, curtain, 60 x 3.9 m, high performance	A5Q00005095	3-7
IS404	External PIR detector long range curtain, 120 x 2.7 m	A5Q00005097	3-8
IS404..	External PIR detector	IS404..	3-8
IS404H	External PIR detector long range curtain, 150 x 3.3 m, high performance	A5Q00005096	3-8
IS405H	External PIR detector long range curtain, 150 x 3.3 m, 3 zones high performance	S54533-F107-A100	3-9
IS433	Intelligent twin active infrared beams, outdoor 20 m	BPZ:5299760001	3-10
IS434	Intelligent twin active infrared beams, outdoor 40 m	BPZ:5299630001	3-10
IS435	Intelligent twin active infrared beams, outdoor 60 m	BPZ:5299050001	3-10
IS43x..	Intelligent twin active infrared beams	IS433..	3-10
IS443	Intelligent quad active infrared beams, 50 m	BPZ:5299920001	3-11
IS444	Intelligent quad active infrared outdoor beams, 100 m	BPZ:5299890001	3-11
IS445	Intelligent quad active infrared outdoor beams, 200 m	BPZ:5299500001	3-11
IS44x..	Intelligent quad active infrared beams	IS443..	3-11
ISIF485B	ISIF485B Installation module and software	A5Q00026219	3-14
ISMD41-3	Pole mounting bracket for IS380.., IS382, IS384, IS390.., IS392.., IS404..	A5Q00026220	3-14
ISMD42	Mount hardware for IS405H	S54533-B101-A100	3-14
ISRW6-12..	Wireless outdoor siren (compatible with IC60 and SI series)	ISRW6-12..	1-29
ISRW6-12B	Wireless outdoor siren in blue	S54538-F103-A100	1-30
ISRW6-12R	Wireless outdoor siren	S54538-F103-A200	1-29
ISRW6-12T	Wireless outdoor siren in orange	S54538-F103-A300	1-29
ISTC41	Installation telescope for IS380.., IS382, IS384, IS390.., IS392.., IS404.., IS405H	BPZ:4455260001	3-14
ISWT41	Cordless walk tester for IS380.., IS382, IS384, IS390.., IS392.., IS404.., IS405H	A5Q00026218	3-14
IVB-6B	Black buttons x5 for IC60 horizontal compact panel	S54559-B104-A100	16-7
IVB-6M	Milky buttons x5 for IC60 horizontal compact panel	S54559-B104-A200	16-7
IVB-6W	White buttons x5 for IC60 horizontal compact panel	S54559-B104-A300	16-7
IVB..	IVB... spare buttons for IC60 horizontal mounted	IVB..	16-6
IVK-6	Vertical mounting kit	A5Q00020294	16-4
IVK-6-08	Vertical mounting set, 8 colored Lexan	S54559-B105-A100	16-4
IWFW6-10	Wireless flood detector, incl. battery	A5Q00020287	1-27
IZE6-04	Four wired zone expander module	A5Q00020291	16-3
OP312R	12 V optical smoke detector	A5Q00001969	5-7
OP412	Optical smoke detector	S54539-F101-A100	5-7
SAG91	E-Bus concentrator	BPZ:8009740001	9-5
SAH24	Housing for transponder and gateway PCB's	BPZ:8004370001	9-14
SAK21	LED keypad	A6E80117410	7-1
SAK41	LCD keypad with flap	BPZ:8006590001	7-1
SAK51	LCD keypad	BPZ:8006630001	7-1
SAK52	LCD keypad with audio function	BPZ:8006930001	7-2
SAK53	LCD keypad with flap and large display	BPZ:8006940001	7-2
SAK84	SiPlus LCD keypad with card reader and audio	S24243-F3266-A4	7-2
SAK94	SiPlus multi partition keypad with card reader and audio	S24243-F3263-A4	7-3
SAK9L1	SiPlus univ. annunciation module with key	S24243-F3264-A1	7-4
SAK9S1	SiPlus univ. key switch module	S24243-F3265-A1	7-3
SAP14	Power supply in housing 12 VDC / 1.3 A	BPZ:8003160001	9-8
SAP20	Power supply in housing 12 VDC / 2.3 A	BPZ:8006880001	9-9
SAP25	Power supply in housing 12 VDC / 2.3 A	BPZ:8002930001	9-9
SAQ11	PC/Printer cable	BPZ:8001960001	9-12

© Siemens Switzerland Ltd 2009

Type Index

Type	Description	Order No.	Page
SAQ18	X25 cable	BPZ:8006410001	9-12
SAR11	Isolator/repeater E-Bus in housing	BPZ:8000990001	9-6
SAT12	Transponder in housing	BPZ:8006150001	9-7
SI120..	Sintony® control panel 6-22 zones	SI120..	6-5
SI120CH	Sintony® control panel 6-22 zones Swiss German	BPZ:8009800001	6-5
SI120FR	Sintony® control panel 6-22 zones French	BPZ:8007150001	6-6
SI120FR-NF	Sintony® control panel 6-22 zones French NF	BPZ:8007590001	6-6
SI120IT	Sintony® control panel 6-22 zones Italian	BPZ:8007160001	6-6
SI120UK	Sintony® control panel 6-22 zones English	A6E80115610	6-6
SI121ES	Sintony® control panel 6-22 zones Spanish	BPZ:8007130001	6-6
SI220..	Sintony® control panel 8-48 zones	SI220..	6-7
SI220CH	Sintony® control panel 8-48 zones Switzerland	BPZ:8007510001	6-7
SI220FR	Sintony® control panel 8-48 zones French	BPZ:8007250001	6-8
SI220FR-NF	Sintony® control panel 8-48 zones French NF	BPZ:8005810001	6-8
SI220IT	Sintony® control panel 8-48 zones Italian	BPZ:8007260001	6-8
SI220UK	Sintony® control panel 8-48 zones English	A6E80115710	6-8
SI221ES	Sintony® control panel 8-48 zones Spanish	BPZ:8007240001	6-8
SI410..	Sintony® control panel 16-464 zones	SI410..	6-9
SI410BFL	Sintony® control panel 16-464 zones Flemish	BPZ:8002560001	6-10
SI410CZ	Sintony® control panel 16-464 zones Czech	BPZ:8004740001	6-10
SI410FR	Sintony® control unit 16-464 zones French	BPZ:8001800001	6-10
SI410FR-NF	Sintony® control panel 16-464 zones French NF	BPZ:8008400001	6-10
SI410HU	Sintony® control panel 16-464 zones Hungarian	BPZ:8010020001	6-10
SI410IT	Sintony® control panel 16-464 zones Italian	BPZ:8004320001	6-10
SI410PL	Sintony® control panel 16-464 zones Polish	BPZ:8002660001	6-10
SI410UK	Sintony® control panel 16-464 zones English	BPZ:8008080001	6-11
SI411ES	Sintony® control unit 16-464 zones, Spanish	BPZ:8008660001	6-11
SI420..	Sintony® control panel 16-464 zones	SI420..	6-12
SI420CH	Sintony® control unit 24-464 zones, Swiss	BPZ:8006790001	6-13
SI420DE	Sintony® control unit 24-464 zones, German	BPZ:8009470001	6-13
SLI120CHD	Panel software kit for Swiss German	BPZ:8007490001	6-6
SLI120CHF	Panel software kit for Swiss French	BPZ:8007500001	6-6
SLI120CHI	Panel software kit for Swiss Italian	BPZ:8007480001	6-6
SLI220CHD	Panel software kit for Swiss German	BPZ:8007530001	6-8
SLI220CHF	Panel software kit for Swiss French	BPZ:8007540001	6-8
SLI220CHI	Panel software kit for Swiss Italian	BPZ:8007520001	6-8
SLK41DE	Language kit for SAK41 German	BPZ:8002610001	7-5
SLK51/52DE	Language kit for SAK51/52 German	A6E80113620	7-5
SLK51/52F	Language kit for SAK51/52 French	A6E80112420	7-5
SLK53DE	Language kit for SAK53 German	BPZ:8011140001	7-5
SLK53FR	Language kit for SAK53 French	BPZ:8011150001	7-5
SM110	Main board for SI110 without EPROM	BPZ:8006960001	9-13
SM110D	PCB for SI110 with EPROM Germany	BPZ:8000470001	9-13
SM120	Main board for SI120 without EPROM	BPZ:8008340001	9-13
SM210	Main board for SI210 without EPROM	BPZ:8007030001	9-13
SM210D	PCB for SI210 with EPROM Germany	BPZ:8000290001	9-13
SM220	Main board for SI220 without EPROM	BPZ:8008430001	9-13
SM320DE	PCB for SI320D with EPROM Germany	A6E80118620	9-13
SM410	Main board for SI410 without software	BPZ:8007040001	9-13
SM410D	PCB for SI410 with software for Germany	BPZ:8005290001	9-13
SM410F	Main board for SI410 with software for France	BPZ:8005140001	9-13
SMG71	Card reader E-Bus interface	BPZ:8006600001	9-5
SML21	PSTN line supervision module	BPZ:8000530001	9-11

© Siemens Switzerland Ltd 2009

Type Index

Type	Description	Order No.	Page
SML51TBR	Analog PSTN dialing device	BPZ:8003480001	9-1
SML61	ISDN dialing devices	BPZ:8003970001	9-1
SMN36	IP-Interface module	A6E80117810	9-1
SMN42	SiPlus IP-Interface board	S24243-A3203-A1	9-2
SMN43	SiPlus IP/GSM GPRS-Interface board	S24243-A3203-A2	9-3
SMP08	Power supply board 12 VDC / 0.7 A	BPZ:8003610001	9-13
SMP14	Power supply board 12 VDC / 1.3 A	BPZ:8002640001	9-14
SMP20	Power supply board 12 VDC / 2.3 A	BPZ:8006750001	9-14
SMP25	Power supply board 12 VDC / 2.3 A	BPZ:8002800001	9-14
SMR11	Isolator/repeater E-Bus board	BPZ:8001090001	9-7
SMR13VDS	Isolator/repeater E-Bus board, VdS	BPZ:8003900001	9-7
SMT12	Transponder board only	BPZ:8006160001	9-7
SMT44	Output transponder board only	BPZ:8006730001	9-8
SMU21	Transformer 20 V / 0.8 A	BPZ:8003740001	9-15
SMU22	Transfomer 19 V / 1.5 A	BPZ:8010240001	9-15
SMU31	Transformer 20 V / 2.5 A	BPZ:8003870001	9-15
SMV11	Voice module	BPZ:8000440001	9-11
SMX13	Relay module	BPZ:8009180001	9-11
SMX23	Battery supervision module for SI120/SI220	BPZ:8003400001	9-11
SMX26	Low battery cut-off module	BPZ:8000330001	9-12
SMY11	Spacer	BPZ:8003450001	9-15
SPACER/2 mm	2 mm spacer plate for GMXP3/ GMXP3Z	BPZ:3506110001	4-10
SPACER/4 mm	4 mm spacer plate for GMXP3/GMXP3Z	BPZ:3506240001	4-10
SPC4100.000	Main board for SPC4120.00 (without software)	S54558-A101-A100	12-7
SPC4120.200-L1	SPC control panel 8-32 zones, G2	S54541-C101-A100	10-6
SPC4120.300-L1	SPC control panel 8-32 zones, G2	S54541-C101-B100	10-7
SPC52..	SPC control panel 8-128 zones	SPC52..	10-8
SPC5200.000	Main board for SPC5220.000 and SPC5230.00 (without software)	S54558-A102-A100	12-7
SPC5220.200-L1	SPC control panel 8-128 zones, G2	S54541-C102-A100	10-9
SPC5230.300-L1	SPC control panel 8-128 zones, G3	S54541-C103-A100	10-9
SPC63..	SPC control panel 8 - 512 zones	SPC63..	10-10
SPC6300.000	Main board for SPC6320.000 and SPC6330.00 (without software)	S54558-A103-A100	12-7
SPC6320.200-L1	SPC control panel 8-512 zones, G2	S54541-C104-A100	10-11
SPC6330.300-L1	SPC control panel 8-512 zones, G3	S54541-C105-A100	10-11
SPCA210.100	2-Door expander	S54547-A101-A100	12-4
SPCE450.100	Expander with 8 relay outputs	S54542-F103-A100	12-3
SPCE650.100	Expander with 8 inputs and 2 outpus	S54542-F101-A100	12-3
SPCK420.100	LCD keypad with 2x16 characters	S54543-F101-A100	11-1
SPCK421.100	LCD keypad with 2x16 characters and card reader	S54543-F102-A100	11-1
SPCK422.100	LCD keypad with 2x16 characters and SiWay module	S54543-F103-A100	11-2
SPCN110.000	Analog PSTN module	S54550-B101-A100	12-1
SPCN310.000	GSM module incl. antenna	S54550-B102-A100	12-1
SPCP330.000	Main board for SPCP332 and SPCP333	S54558-A104-A100	12-7
SPCP332.300	Power supply (7Ah) with I/O expander	S54545-C102-A100	12-4
SPCP333.300	Power supply (17 Ah) with I/O expander	S54545-C101-A100	12-5
SPCW101.000	External aerial kit	S54559-B101-A100	12-2
SPCW110.000	SiWay RF kit for panel	S54554-B101-A100	12-2
SPCW130.100	SiWay RF expander	S54554-F101-A100	12-2
SPCX410.000	Fast Programmer	S54559-B102-A100	12-6

© Siemens Switzerland Ltd 2009

Type Index

Type	Description	Order No.	Page
TKU..	Surveillance contact	TKU..	5-3
TKU2	Surveillance contact	BPZ:2305080001	5-3
TKU3	Surveillance contact with special locking mechanism	BPZ:2307860001	5-3
TKU4	Surveillance contact equipped with a special threaded plate	BPZ:2307990001	5-3
TKU5	Surveillance contact with protective spring	BPZ:2442770001	5-4
UP370..	PIR/US detector, 10 m wide angle	UP370..	1-13
UP370C	PIR/US detector, 10 m wide angle	BPZ:5198180001	1-13
UP370MD	PIR/US detector, 10 m wide angle, VdS approval	BPZ:5198210001	1-13
UP370T	PIR/US detector with real-time antimask surveillance, 10 m wide angle, VdS approval	BPZ:5199990001	1-14
UP370T..	PIR/US detector with real-time antimask surveillance	UP370T..	1-14
UP370TLSN	PIR/US detector with real-time antimask surveillance, 10 m wide angle, VdS approval, LSN	BPZ:5397880001	1-14
WAC11	Two-way audio unit loudspeaker and microphone	BPZ:8000110001	8-1
WAC12	Addressable two-way audio unit loudspeaker and microphone	BPZ:8007720001	8-1
WAS11	Microphone unit	BPZ:8005230001	8-1
WAT21	Video camera interface	BPZ:8002150001	8-2
WAV61	Monitor interface WAV61	BPZ:8003430001	8-2
WMA11	Plug-on audio module	BPZ:8000310001	8-3
WMV12	Plug-on video module	BPZ:8000040010	8-3

© Siemens Switzerland Ltd 2009

Intrusion Detection Portfolio Overview

Detection & monitoring

Perimeter & periphery surveillance

IGBW6-10
Glass break detector

IMKW6-10
Door / window contact

ISxxx
External PIR detectors

IS43x
Active IR beams

Room surveillance

ADM-I12W1
Motion detector (Fresnel lens)

IR160W6-10
Motion detector (black mirror)

IR65W6-10
Motion detector (360°)

IWFW6-10
Flood detector

IOPW6-11
Smoke detector

Grades 2/3
E-Line detectors
Single and dual technology

Grade 2
IRxxx/UP370
Single and dual technology

Grade 3
IR270T/UP370T
Single and dual technology

Grade 4
IRO840T
PIR/Optical motion detector

OP412
Optical smoke detector

Object surveillance

GM7xx
Seismic detectors

Alarming & signalling devices

ISRW6-12
Outdoor siren

Silent alarms

Wireless detectors and peripherals

Wired detectors and peripherals

Control & operation

Intrunet SPC series

SPC4XXX/ SPC5XXX/ SPC6XXX control units

- 8 to 512 wired or 120 wireless zones
- 8 on-board wired inputs
- Up to 512 programmable outputs
- PSTN, GSM and IP (SPC6000) communication
- On-board Web server (SPC5000/6000)

SPCK42x
Wired LCD keypads with/without integrated card reader or wireless receiver

IRCW6-11
Remote control

System units

SPCExxx/SPCPxxx
System expanders

SPCW130
SiWay X-BUS expander

SPCW110
SiWay wireless kit

SPCN110
PSTN module

SPCN310
GSM module

Programming/maintenance

- Local programming via keypad
- Local or remote programming via PC (SPC Pro software)
- Configuration transfer/back-up with Fast Programmer
- Local or remote programming via Web server

Door control

SPCA210
2-door expander (SPC5000/6000)

Door control configuration with SPC Pro software

Intrunet SI series

SI1xx/SI2xx/ SI3xx/SI4xx control units

- 6 to 464 inputs
- 5 to 154 outputs
- 3 to 16 partitions with independent settings
- Up to 32 verification zones
- Up to 32 keypads
- Up to 20 "2-year"calendars
- Up to 497 definable users

SAK84/SAK94
LCD keypads. Add on key switch/ annunciation modules

SAK51/52/53
LCD keypads with 2-line display. With/without audio

IRCW6-11
Remote control

System units

SAT12
Addressable expander

IEGW6-12
SiWay/Si2Way wireless E-Bus gateway

SMN42/SMN43
IP and IP/GSM modules

SML51
PSTN module

Programming/maintenance

- Local programming via keypad
- Local or remote programming via PC (Sylcom software)
- Macro tool for custo-mised functionality
- Parameter up- & down-load via Web browser (IP/GSM modules)

Door control

SiPass card reader (arm/disarm)

SMG71
Addressable card reader gateway (SI4xx panels)

IC60 series

IC60 panels

- Compact or modular versions
- Security, safety and comfort functionality in one system
- 8 to16 wired/wireless zones
- Local or remote operation over telephone/mobile phone

IKP6-03
Wired LCD keypad

IKPW6-10
Wireless LED keypad

IRCW6-11
Remote control

System units

IZE6-04
4-wired zone expander module

IR06-04
4 relay output module

IRFW6-10/IRFW6-12
SiWay/Si2Way wireless protocol interface modules

IGS6-10
External GSM module, quad band with TCP/IP

Programming/maintenance

- Direct local programming via keypad
- Local programming via USB interface and laptop
- Programming using memory stick (up/download settings)
- Remote programming via modem and PC

Door control

IAR6-30
125 Khz card reader

- Up to 7 readers/system (modular)
- Up to 100 users
- Arm/disarm system

Alarm transmission

Intrunet SPC series

Communication methods

- **IP** (SPC6000)
- **GSM**
  - Primary source of communication or
  - Back-up to IP/PSTN communication
  - Alarm transmission
  - Remote configuration or maintenance
- **PSTN (analogue telephone networks)**
  - Primary sources of communication
  - Back-up to IP/GSM communication
  - Alarm transmission
  - Remote configuration or maintenance

Intrunet SI series

Communication methods

- **IP and GSM (GPRS)**
  - SMS alerts
  - Event transmission
  - Remote maintenance over IP (GPRS back-up)
- **PSTN (analogue telephone networks)**
  - Alarm transmission
  - Audio/video alarm verification
  - Configuration or maintenance
- **ISDN**
  - Alarm transmission
  - Audio/video alarm verification
  - Configuration or maintenance

IC60 series

Communication methods

- **PSTN**
- **GSM/GPRS**
  - SMS alerts
  - Back-up in case of telephone line failure
  - Transmission of information over GPRS

Alarm verification

Intrunet SPC series

Video verification

Use in combination with SISTORE recording systems from Siemens for alarm triggered recording and automatic camera zoom-in

Intrunet SI series

Audio & video verification

WAC12
Addressable 2-way device with speaker/ microphone. Audio verification over PSTN/ISDN

WAT21
Addressable audio/video interface

IC60 series

Audio verification

IAV6-90
2-way audio verification module

Remote services

Intrunet SPC series

Alarm management

- Connection to Central Monitoring Station (CMS) via SPC Com over IP
- Monitor and control a large panel park with status icons for each connected SPC panel (SPC6000)

Remote programming and maintenance

- Store and retrieve controller data via SPC Pro, SPC Fast Programmer or Web server
- Off-site pre-configuration
- On-site or remote firmware upgrades
- Full access to security and maintenance functions via the on-board Web server or a PC with SPC Pro

Intrunet SI series

Alarm management

- Alarm notification and verification (audio/video) over PSTN and ISDN
- Alarm notification via SMS event messages
- Voice announcements to designated individuals (incl. audio verification)
- Redundant connection via IP and GSM (GPRS)

Remote programming and maintenance

- Configuration and maintenance over PSTN, ISDN and IP
- Off-site pre-configuration
- Parameter and service events server
- Full access to security and maintenance functions via a PC with Sylcom

IC60 series

Alarm management

Connection to a CMS for centralised and remote alarm management:

- Alarm verification
- Alarm notification to customers
- Performance tests
- Notification to intervention services

Remote programming and maintenance

- Local or remote software programming

Large sized applications

- Airports
- Shopping centres
- Casinos
- Industrial premises

Medium sized applications

- Banks
- Data centres
- Government buildings
- Hospitals

Small sized applications

- Small retail
- Petrol stations
- Large residential
- Commercial buildings

Entry level applications

- Private homes
- Apartment buildings
- Small businesses
- Healthcare practices

This overview is only a partial representation of the intrusion products and systems portfolio. Please refer to the catalogue for a complete overview.

With intelligent security products and systems, we protect people and assets everywhere.

As a basic human need, safety and security for people are a priority throughout all aspects of daily life, whether at home, travelling, or at work. For businesses this extends to securing assets and preventing business disruption. We help our customers achieve their desired level of security, from transportation networks to energy supplies, buildings and property in general, by providing them with intelligent products and systems – protecting people, processes and assets no matter where they are. **www.siemens.com/buildingtechnologies**

Answers for infrastructure.

SIEMENS

Answers for infrastructure.

Megatrends driving the future
The megatrends – demographic change, urbanization, climate change and globalization – are shaping the world today. These have an unprecedented impact on our lives and on vital sectors of our economy.

Innovative technologies to answer the associated toughest questions
Throughout a 160-year history of proven research and engineering talent, with more than 50,000 active patents, Siemens has continuously provided its customers with innovations in the areas of healthcare, energy, industry and infrastructure – globally and locally.

Increase productivity and efficiency through complete building life cycle management
Building Technologies offers intelligent integrated solutions for industry, commercial and residential buildings and public infrastructure. Over the entire facility's life cycle, our comprehensive and environmentally conscious portfolio of products, systems, solutions and services in the fields of electrical installation technology, building automation, fire safety and electronic security, ensures the:
– optimum comfort and highest energy efficiency in buildings,
– safety and security for people, processes and assets,
– increased business productivity.

Siemens Switzerland Ltd
Industry Sector
Building Technologies Division
International Headquarters
Gubelstrasse 22
6301 Zug
Switzerland
Tel +41 41 724 24 24

Siemens Ltd
Industry Sector
Building Technologies Division
Units 1006-10
10/F, China Resources Building
26 Harbour Road
Wanchai
Hong Kong
Tel +852 2870 7888

Siemens Pte Ltd
Industry Sector
Building Technologies Division
The Siemens Center
60 MacPherson Road
348615
Singapore
Tel +65 6490 6000

Siemens PLC
Industry Sector
Building Technologies Division
Brecon House
Llantarnam Park
Cwmbran
NP44 3AB
United Kingdom
Tel +44 871 386 0800

The information in this document contains general descriptions of technical options available, which do not always have to be present in individual cases. The required features should therefore be specified in each individual case at the time of closing the contract.

© Siemens Switzerland Ltd • Order no. XXXXXXXXXX • XXXXXXX Ah

www.siemens.com/intrusion