

Overview

The UltraView™ Series traditional box cameras provide high performance and advanced technology while complementing the UltraView Dome cameras. This comprehensive product platform offers an integrated and open framework to address enterprise security challenges.

UltraView Cam WDR

High-resolution, wide dynamic range, traditional box camera

The UltraView Cam WDR is the next generation in Wide Dynamic Range (WDR) cameras. The UltraView Cam WDR uses the latest XPosure™ image analysis technology to provide world-leading performance in challenging lighting conditions combined with dramatically improved low-light performance. XPosure technology optimizes the exposure for each pixel on the sensor, showing details in shadows and highlights. This performance allows every detail to be captured accurately even in the most difficult lighting conditions such as lobbies, loading docks, retail applications and ATMs with bright backlight. Xposure technology reads the sensor several dozen times per second resulting in a dynamic range 100 times better than standard CCD cameras—up to 120 dB in normal operations.

UltraView™ Series

Traditional Box Cameras

UltraView Cam WDR (XP3) &
UltraView Cam (EVR)

Another advantage of the UltraView Cam WDR is its low-light performance. The camera provides image analysis through tunable gain stepping and individual color saturation sliders which allow fine-tuning to fit each application and specific need. The UltraView Cam WDR is dual-temperature-calibrated at the factory, so it automatically adjusts gain, white balance and other settings based on its environment, providing the best possible images in any situation, at any temperature.

UltraView Cam

High-resolution, true day/night, traditional box camera

Experience crisp and clear images with the UltraView Cam day/night cameras. These cameras produce high-quality pictures even in low-light conditions and can be used with infrared illumination. The UltraView Cam offers high performance, custom configurability and a full feature set for virtually any application. BNC/UTP connections also come standard.

Setup is easy with the five-button digital OSD (on-screen display) interface which controls white balance, gain, and iris control, as well as other common features. Some of the UltraView Cam's advanced features include privacy masking, digital zoom and horizontal/vertical mirroring. It uses a removable IR cut filter to produce detailed pictures even in low lighting. The UltraView Cam allows four types of day/night switching: lux, manual, schedule or IO.



UltraView Cam WDR

UltraView Cam



Standard Features

UltraView™ Cam WDR

- Next-generation XPosure™ technology
- 540 horizontal lines of resolution
- Dynamic range 95dB (typical), 120dB (max)
- Optional progressive scan output
- Uses less power
- Accepts manual, DC, and video auto iris lenses
- Easy-to-use five-button menu for setup and configuration
- Preset modes optimized for various environments
- Universal power input, 12VDC/24VAC

Standard Features

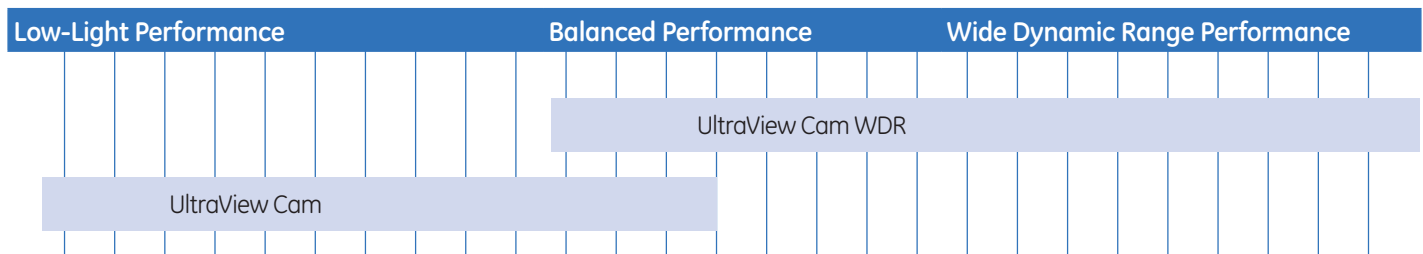
UltraView Cam

- Excellent low-light performance
- 540 horizontal lines of resolution
- True day/night camera
- Four types of day/night switching
- Black-and-white mode or low-light environment
- All-digital On-Screen Display (OSD) Graphical User Interface (GUI)
- Easy-to-use five-button menu for setup and configuration
- Universal power input, 12VDC/24VAC

UltraView Cam Lighting Recommendations

	UltraView Cam	UltraView Cam WDR
Normal Lighting <ul style="list-style-type: none"> • No heavy backlight or reflections • Area is evenly illuminated • No bright moving objects • IR sensitive in night mode 	X	
Challenging Lighting <ul style="list-style-type: none"> • Heavy backlight or reflections • Area is not evenly illuminated • Many bright, moving objects • Not IR sensitive in night mode 		X

UltraView Cam Performance



Specifications

		UltraView Cam	UltraView Cam WDR
			
Camera	Image	1/3" interline transfer Super HAD CCD	1/3" sensor with GE Xposure technology
	Dynamic range	—	95 dB typ./120 dB max
	Signal system	NTSC, PAL	NTSC, PAL
	Pixels	811 H x 508 V (NTSC) 795 H x 596 V (PAL)	720 H x 540 V
	Scanning system	525/60 lines (NTSC) 625/50 lines (PAL)	525/60 lines (NTSC) 625/50 lines (PAL)
	Digital zoom	—	Up to 4x
	Synchronization	Internal/line-lock; phase adjustable	Internal/line-lock AC
	Resolution	540 TVL horizontal	540 TVL horizontal
	Sensitivity	<ul style="list-style-type: none"> • 0.3 lux @ f1.2 (SAGC on, 30 IRE) • 0.05 lux @ f1.2 in b/w mode (SAGC on, 30 IRE) • 0 lux visible light under IR illumination (780 NM to 1100 NM) 	0.5 lux @ f1.2, 30 IRE
	Signal-to-noise ratio	> 50 dB	52 dB
	Electric shutter	Automatic: 1/60 (1/50) to 1/100,000 sec Manual: 1/60 (1/50) to 1/10,000 selectable	—
	Color balance	ATW, AWB, PTL	ATW, ATB
	Gain	12 steps adjustable (0–12)	AGC on/off, fully programmable
	Auto backlight compensation	Off/On	—
	Gamma compensation	0.45/1.0; Gamma has 8 curves selectable	0.45 NTSC; 0.36 PAL
Video output	Composite 1.0 V p-p at 75 ohm load	Composite 1.0 V p-p at 75 ohms	
Lens mount	C/CS	C/CS	
Lens options	Accepts manual, video, and DC auto iris lenses	Accepts manual, video, and DC auto iris lenses	
Physical	Dimensions (LxWxD)	5.55 x 2.76 x 2.05 in. (141 x 70 x 52 mm)	4.4 x 2.9 x 2.1 in. (111 x 74 x 53 mm)
	Weight	14.5 oz (411g)	14.5 oz (411g)
Electrical	Power source	Universal <ul style="list-style-type: none"> • 10–30 VDC • 18–30 VAC 	Universal <ul style="list-style-type: none"> • 11–30 VDC • 18–30 VAC
	Input voltage	12 VDC or 24 VAC	12 VDC or 24 VAC
	Power consumption	3.3 W	12 VDC, 3.0 W 24 VAC, 3.5 W
Environmental	Operating temperature	-4° to 122°F (-20° to 50°C)	14° to 140°F (-10° to 60°C)
Regulatory Information	Agency approvals	FCC, CE, UL, C-Tick	FCC, CE, UL, C-Tick

North America
T 503-885-5700
T 888-GE-SECURITY
888-437-3287

Asia
T 852-2907-8108
F 852-2142-5063

Australia
T 61-3-9239-1200
F 61-3-9239-1299

Europe
T 32-2-725-11-20
F 32-2-721-40-47

Latin America
T 305-593-4301
F 305-593-4300

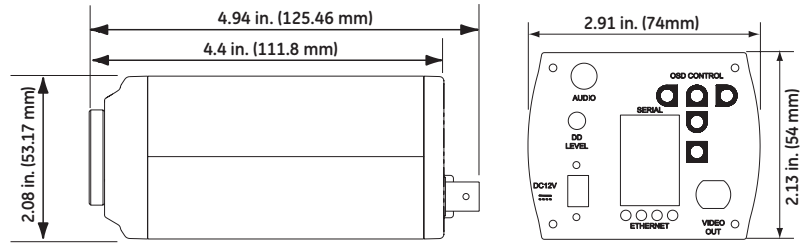
gesecurity.com

Specifications subject to
change without notice.

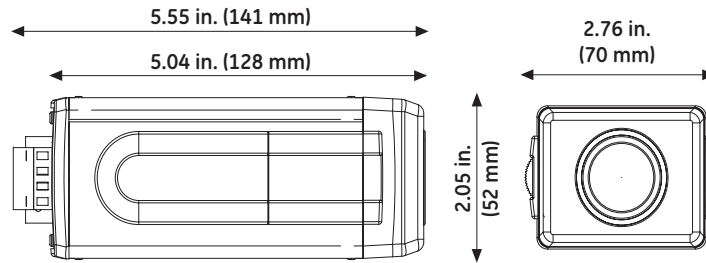
© 2009 General Electric Company
All Rights Reserved

Dimensional Diagrams

UltraView Cam WDR



UltraView Cam



Ordering Information

UltraView Cam WDR	
NTSC	
UVC-XP3-HR	UltraView Cam (XP3 Series) Traditional Box Camera, 540 TVL, UTP, BNC, WDR, 12 VDC/24VAC
PAL	
UVC-XP3-HR-P	UltraView Cam (XP3 Series) Traditional Box Camera, 540 TVL, UTP, BNC, WDR, 12 VDC/24VAC, PAL
UltraView Cam	
NTSC	
UVC-EVRDN-HR	UltraView Cam (EVR Series) True Day/Night Traditional Box Camera, 540 TVL, UTP, BNC, 12 VDC/24VAC
PAL	
UVC-EVRDN-HR-P	UltraView Cam (EVR Series) True Day/Night Traditional Box Camera, 540 TVL, UTP, BNC, 12 VDC/24VAC, PAL

