

Infra-Red Network Illuminator

The VARIO IP i8 series of network illuminators is a new range of fully IP controllable Infra-Red lighting designed for all CCTV and security installations.

VARIO IP provides remote access for quick and easy set up, commissioning operation and maintenance of your lighting scheme. Each VARIO IP illuminator has an integrated web interface enabling users to configure, manage and instantly control large lighting installations, from anywhere on the network.

Discovery software is provided as standard to allow easy and fast connection directly to each lamp and its web interface. Users can truly configure their lighting installation to meet operational requirements and instantly respond to live events in real time, for the best CCTV images and safety 24/7.

With the ability to be controlled remotely from anywhere on the network, VARIO IP also reduces visits to site, minimising transport and labour costs and saving time, whilst ensuring maximum performance from your system at all times.

VARIO IP Integrated Web Interface

- Quick access screen for manual adjustment and instant response to live events
- Basic settings: power on/off, boost and deterrent lighting
- Advanced user defined settings: timer functions, deterrent function, photocell sensitivity adjustment, soft start and many more
- Instant control of individual or group of lights
- Diagnostics for instant feedback on the status of each light
- Advanced diagnostics to help with remote support and troubleshooting
- Easy upgrade of software versions
- Fully password protected
- Different access rights for user and administrator

Optional software levels are also available for advanced control of your lighting within the overall security system. Including dedicated Raytec software providing additional features and an API for easy integration into VMS and BMS environments.



Features

Powerful

- Distances up to 220m
- PLATINUM™ SMT LED technology

Flexible

- Integrated Web Interface for easy set-up, adjustment and operation
- Interchangeable lens system with HRT for optimal light distribution

Reliable

- Full control from anywhere on the network at anytime
- Advanced diagnostics for improved technical support
- 5 Year Warranty

Controlled

- Individual or group control
- Advanced User Defined Settings
- Optional Software Levels: Dedicated Raytec software or API for easy VMS integration

Web Interface



Software Levels

Standard Software:

Level 1: Integrated Web Interface

All lights are provided as standard with an Integrated Web Interface which can be accessed from anywhere on the network. Allows quick access to basic settings as well as a host of advanced user defined settings.

Optional Software:

Level 2: Dedicated Raytec Software

Dedicated software loaded onto a network PC offering additional features and powerful capability for scheduling operation of all lights in larger systems.

Level 3: Raytec API

Raytec API allows easy integration into a VMS environment, for control of lighting in overall security system.

Applications

Military Base



Airport



Industrial Park



Dome System



Power Plant



Vario Family Features

All VARIO illuminators combine the latest advances in optics, electronic feedback and green technology into an outstanding all-round package.

The unique VARIO beam pattern system is the latest development in interchangeable holographic optics and allows users to precisely match the angle of illumination to the required field of view. A standard VARIO kit includes interchangeable lenses to deliver angles of 10, 35 and 65 degrees out of the box. Other angles available on request.

VARIO lenses use hot-spot reduction technology (HRT) to produce images far better than those possible with normal LED illuminators. The HRT system delivers a highly diffused elliptical beam shape to deliver light directly to where it is most needed, allowing greater illumination distances, reducing light and energy wastage and preventing the overexposure of foreground objects.



Key Features



Dedicated IP Lighting

Remote control from anywhere on the network. Easy set-up, commissioning, operation and maintenance, minimising labour time and costs whilst maximising performance 24/7



Integrated Web Interface

Provides quick access screen for instant response to live events in real time as well as a host of advanced settings



Advanced User Defined Settings

Integrated web interface also provides a host of user defined additional settings. Tailor your solution to meet the exact demands of your installation, for the best CCTV images and safety 24/7. Illuminators can operate individually or as part of a group.



Optional Software Levels

Dedicated Raytec software loaded onto a network PC provides enhanced features, user friendly GUI, powerful capability for scheduling operation of all lights in larger systems. An API is also available allowing smooth integration into a VMS environment to maximise the performance of lighting within the overall security system.



Interchangeable Lensing

Angle of illumination can be easily, quickly and precisely adjusted by changing the holographic lens insert. Never again be caught with the wrong angle illuminator.



Hot-spot Reduction Technology

Hot-Spot Reduction Technology (HRT) delivers a highly diffused, elliptical beam shape to deliver more light where it is needed, generating both longer distances and minimising light wastage. The HRT system also minimises overexposure of foreground objects.

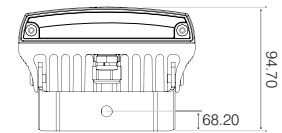


Raytec Global (excluding Americas)

Tel: +44 (0) 1670 520055
sales@rayteccctv.com
www.rayteccctv.com

Raytec Americas:

Tel: +1 613 270 9990
Toll Free: +1 888 505 8335
ussales@rayteccctv.com

rayTEC



Technical Specifications

Illuminator

Max Distance:	220m (722ft)
Angle:	Standard pack includes 10 circular, 35 x 10 (fitted as standard) and 60 x 25 elliptical lenses Additional optional lenses: 80 x 30, 120 x 50
Optics:	SMT LED's
Consumption:	48W max
Input:	24V AC/DC
Data Input:	Cat 5 Cable
Weight:	1.65kg (3.6lbs)
Environmental:	IP66
Temp Range:	-50 to +50°C (-58 to 122°F)
Cable Length:	2 x 2.5m
Colour:	Black
Wavelength:	850 or 940nm
Dimensions:	135 x 180 x 68.2mm (5" x 7" x 3.2" approx)

Bracketry

U Bracket included.

Additional bracket options available, contact Raytec.

Minimum System Requirements

PC running Windows 7 with IE8 and network access.

Hardware Features:

- In-built photocell for automatic on/off operation
- Photocell following output
- External telemetry input

Quick Access Software Features:

(provided as standard via integrated web interface)

- Individual or group control (Groups up to 16 units)
- Power control: 20-100%
- Boost: 120% power for 10 seconds
- Deterrent feature with selectable patterns and speeds

Advanced User Defined Software Features:

(provided as standard via integrated web interface)

- Timer functions
- Soft start turn on
- 3 x deterrent patterns
- 3 x deterrent speeds
- Selectable external telemetry input: volt – free or TTL
- Photocell sensitivity trigger level
- Assign illuminator to group for collective control
- Create user and administrator passwords
- Assign name, group name and ip address
- Restore factory defaults
- Restart/reboot
- Software upgrade
- Standard and advanced diagnostics

Part Codes

Part Codes		Angles	Distances
		10 x 10°	220m (722ft) at 10°
VAR-IP-i8-1	VARIO IP Network Illuminator - i8 850nm with 3 angle options included, 24V Power Input & Cat 5 data input	35 x 10°(fitted as standard)	120m (394ft) at 35°
		60 x 25°	65m (213ft) at 60°
		80 x 30° (optional part)	45m (148ft) at 80°
		120 x 50° (optional part)	30m (98ft) at 120°
VAR-IP-i8-1-c	VARIO IP Network Illuminator - i8 940nm with 3 angle options included, 24V Power Input & Cat 5 data input	10 x 10°	Contact Raytec
		35 x 10°(fitted as standard)	Contact Raytec
		60 x 25°	Contact Raytec
		80 x 30° (optional part)	Contact Raytec
		120 x 50° (optional part)	Contact Raytec

Optional Parts

VAR-i8-LENS-8030	Individual i8 VARIO lens – 80H x 30V
VAR-i8-LENS-12050	Individual i8 VARIO lens – 120H x 50V

5 YEAR WARRANTY

All Raytec LED illuminators are provided with an industry leading 5 year warranty and provide a long 10 year life.



Raytec Global (excluding Americas)

Tel: +44 (0) 01670 520055
sales@rayteccctv.com
www.rayteccctv.com

Raytec Americas:

Tel: +1 613 270 9990
Toll Free: +1 888 505 8335
ussales@rayteccctv.com

rayTEC