

## KBD200A Keyboard

### FULL-FUNCTIONALITY, FIXED/VARIABLE SPEED, PTZ CONTROL

#### Product Features

- Keyboard to Control:
  - CM6700/CM6800/CM9760-SAT/CM9700 Matrix Switchers
  - Genex® Multiplexer When Used with CM6700 and CM6800
  - Up to 16 Receivers Directly from Keyboard (such as Spectra® and Esprit®)
- Multi-Speed Control of PTZ Functions
- Preset Position and Pattern Control
- Auxiliary Operation
- Auto/Random/Frame Scanning
- Programming of CM6700/CM6800/CM9760-SAT/CM9760-MDA
- Automatic Recognition of CM6700/CM6800 and Direct P Modes
- Keyboard Control of all CM6800 External Auxiliaries

The **KBD200A** Keyboard is a full-function, desktop keyboard controller that can be used in a variety of applications.

Left, right, up, and down keys provide precise pan and tilt control of fixed speed and variable speed receivers. Variable speed equipment is controlled by programming the speed with the keyboard.

Additional keys select cameras and monitors; operate presets, patterns, auxiliaries, and sequences; open and close the iris; zoom and focus the lens; and start and stop auto, frame, and random scanning.

The keyboard can be used in six modes of operation: CM6700/CM6800/CM9760-SAT Mode, Direct P, Direct D, CM6700 ASCII, CM6800 ASCII/DX8100, and CM9760-MDA.

In the first two modes, the keyboard is plugged into a CM6700, CM6800, or CM9760-SAT switcher/controller unit (SCU) and is used to program and operate the SCU. The maximum number of keyboards per unit is eight (CM6700 and CM6800-32X6), sixteen (CM6800-48X8, CM6800E-48X8, and CM6800-96X16), or four (CM9760-SAT). In CM6700/CM6800 applications, the keyboard can control cameras connected directly to the SCU or through an MX4000 Series Genex multiplexer.

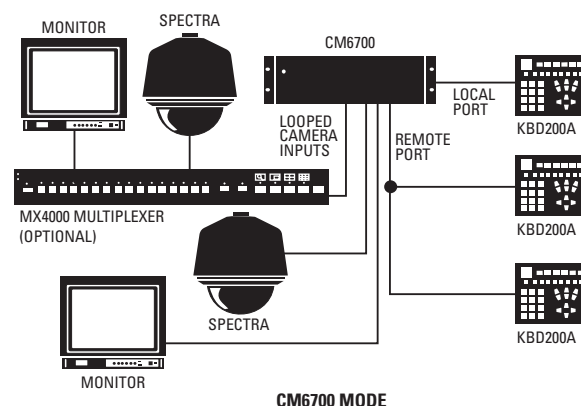
ASCII Mode is the same as the CM6700 and CM6800 Modes except that the keyboard communicates with the SCU over dial-up or fiber-optic communication lines. An RS-232 or RS-422 interface is required for the CM6700. ASCII Mode for the CM6800 requires RS-232 or RS-485. Only one keyboard can be used with an SCU in



ASCII Mode. If additional keyboards are required, they can be connected directly to the SCU and used in CM6700/CM6800 Mode.

If you do not need all the features of the CM6700/CM6800 SCU but want the same keyboard functionality, then one **KBD200A** keyboard can be wired directly to camera receivers in Direct P or Direct D Mode (KBDKIT required). Up to 16 receivers can be wired to a keyboard; however, a switcher such as an MS500 or VA6100, is required to route video to the monitor. Direct P or Direct D Mode uses two-wire control of receivers using Pelco's P or D protocol.

The **KBD200A** keyboard can also be used for on-screen programming of the CM9760-MDA master distribution amplifier.



# TECHNICAL SPECIFICATIONS

## MODEL

KBD200A	Desktop keyboard with full switching and programming capabilities, plus multi-speed control of PTZ functions
---------	--

## GENERAL

Keyboard Keypad	Electromechanical
Display	Red LED, 7-segment, 2 cells
Multiplexer Mode Indicator	Green LED

## ELECTRICAL

Input Voltage	12 VAC or $\pm 12$ VDC
Power Consumption	5 watts
Keyboard Connector	RJ-45, 8-pin, modular (female)
Keyboard Communication	

### CM6700/CM6800/CM9760-SAT Mode

Interface	RS-485
Protocol	Pelco ASCII
Baud	9600
Communication Parameters	8 data bits, odd parity, 1 stop bit

### CM6700 ASCII Mode

Interface	RS-422
Protocol	Pelco ASCII
Baud	9600
Communication Parameters	8 data bits, odd parity, 1 stop bit

### CM6800 ASCII Mode

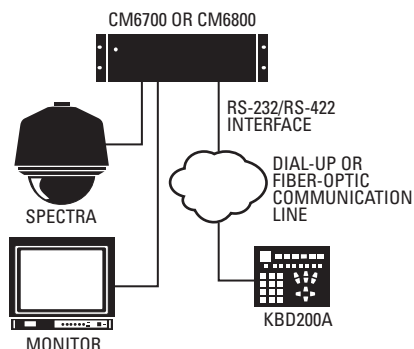
Interface	RS-485
Protocol	Pelco ASCII
Baud	9600
Communication Parameters	8 data bits, odd parity, 1 stop bit

### Direct P Mode

Interface	RS-485
Protocol	Pelco P
Baud	4800
Communication Parameters	8 data bits, no parity, 1 stop bit

### Direct D Mode

Interface	RS-485
Protocol	Pelco D
Baud	2400
Communication Parameters	8 data bits, no parity, 1 stop bit



ASCII MODE

## ENVIRONMENTAL

Dimensions	2.25" H x 8.125" W x 7.125" D (5.72 x 20.64 x 18.10 cm)
Unit Weight	2.1 lb (0.95 kg)
Shipping Weight	4 lb (1.81 kg)
Ambient Operating Temperature	20° to 120°F (-7° to 49°C)
Humidity	10% to 90%, non-condensing

## CERTIFICATIONS

- CE, Class A
- FCC, Class A
- UL/cUL Listed
- C-Tick
- GOST

## SUPPLIED ACCESSORIES

25-foot (7.6 m) RJ-45 data cable

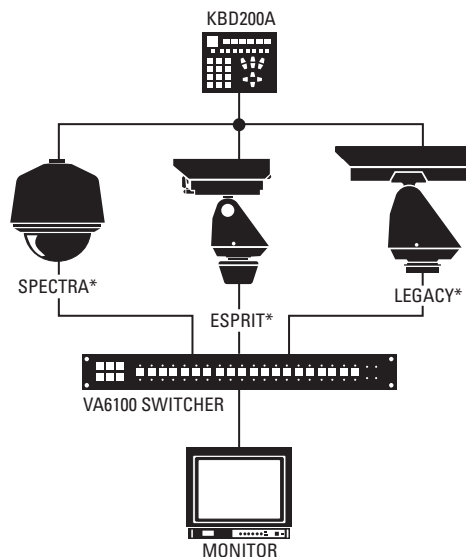
## OPTIONAL ACCESSORIES

KBDKIT

Remote keyboard wiring kit. Required if connecting KBD200A keyboards to the Remote Keyboard Port on the SCU (6700/6800 Mode) or when using a single keyboard in the Direct or ASCII Mode applications. Includes two RJ-45 wall blocks and one 120 VAC to 12 VAC transformer. Maximum cable distance for RS-422/RS-485 communication over 24-gauge wire is 4,000 feet (1,219 m). Use shielded twisted pairs cable that meets basic requirements for RS-422/RS-485 applications. (One wall block and transformer required for each keyboard.)

KBDKIT-X

Same as KBDKIT except includes 230 VAC to 12 VAC transformer.



\* SPECTRA AND ESPRIT HAVE BUILT-IN RECEIVERS.  
LEGACY REQUIRES LR41C SERIES RECEIVER.

DIRECT MODE



Pelco, Inc.

625 W. Alluvial Ave., Fresno, CA, 93711 USA

USA & Canada Tel: (800) 289-9100 • FAX: (800) 289-9150

International Tel: +1 (559) 292-1981 • FAX: +1 (559) 348-1120

www.pelco.com

Pelco, the Pelco logo, Genex, Legacy, Spectra, Esprit, and Coaxitron are registered trademarks of Pelco, Inc. Product specifications and availability subject to change without notice.  
©Copyright 2008, Pelco, Inc. All rights reserved.