

The OSDP <> Wiegand Converter is a small inline device, capable of operating in two main modes that can open up many new options when determining and designing a site's hardware requirements.

Option 1: Connect Wiegand readers to OSDP ports via the Converter

A Wiegand reader can now be connected to an OSDP port. This allows Wiegand readers to make use of many of the benefits that an OSDP reader provides:


- 128bit AES encrypted communication path
- 4-core cables to the module, while still offering beeper, valid and invalid LED control
- Longer cable runs
- More flexible wiring configurations (for example, daisy-chaining readers together for a single run back to the module).

In practice, this allows up to 16 Wiegand readers to be connected directly to an Integriti Access Module (4 for SLAM), allowing read-in and read-out abilities on all doors. This is perfect if upgrading an existing site with access control to Integriti.

The advanced control that Integriti offers for a Wiegand reader's beeper and valid/invalid LEDs are also available when connected to the OSDP <> Wiegand Converter. This allows numerous area events like arm success or failure, entry delay, exit delay, alarm and area arm warning, or door events like door unlocked and held open too long to make use of the inbuilt Wiegand reader's beeper and LEDs to provide feedback to users.

Option 2: Connect OSDP readers to Wiegand reader port.

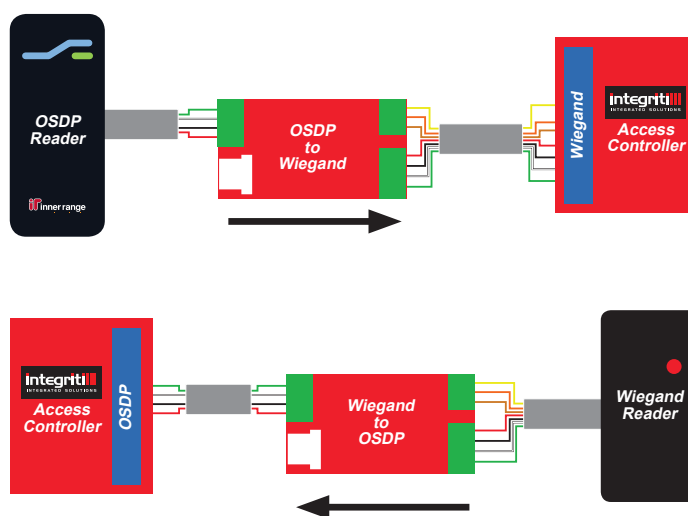
Via the Converter, OSDP readers such as Inner Range SIFER readers or other products can now be connected to existing Wiegand reader ports. This allows SIFERs, for example, to be used on older Concept hardware or other products in preparation for a site upgrade.



Features

- Convert Wiegand to OSDP format
- Convert OSDP to Wiegand format
- Auto reader enrollment in OSDP to Wiegand mode
- Configurable via Hyperterminal using a Port 0 Cable (993030USB)
- Configurable options include:
 - RS-485 OSDP Baud Rate
 - Wiegand bit length
 - OSDP reader primary LED colour
 - OSDP reader 2nd LED colour
 - SIFER reader LED brightness
 - SIFER reader speaker volume

Connectivity



Specifications

Physical

PCB Size:	85(L) x 35(W) x 15(D) (mm) Included connectors
Mounting Method:	Within a secure location - can be mounted using velcro strips
Installation Environment:	0° to 65° Celsius. 15-85% Relative humidity (non-condensing)

Reader Protocols

Device Communications:	OSDP, SIFER & Wiegand
------------------------	-----------------------

Connections

OSDP Port:	4 pin connector +V, 0v, A, B
Wiegand Reader:	4 pin connector D0, D1, +V, 0
Wiegand LED & Beeper:	3 pin connector Invalid LED, Valid LED, Beeper
Port 0:	5 pin connector to suit Port 0 cable (996030USB)

Reader Security

OSDP Communications Bus:	128bit AES encryption
--------------------------	-----------------------

Device Configuration

Configurable options include:	RS-485 OSDP Baud Rate, Wiegand bit length, OSDP reader primary LED colour, OSDP reader 2nd LED colour, SIFER reader LED brightness, SIFER reader speaker volume
-------------------------------	-----------------------------------------------------------------------------------------------------------------------------------------------------------------


Power Requirements

Input:	11-14V DC
Current Consumption:	Idle 20mA - Peak 35mA (Not including any connected readers, LEDs or beepers)

Compliance

Electrical:	 
Environmental:	 

Ordering Options


994200

OSDP <> Wiegand Converter