

## ZC PT SERIES

*Internal & External High Speed Domes*



Indoor



Outdoor

- Internal and external versions
- Compact design
- 12x optical zoom
- High sensitivity
- Multi-protocol
- Presets and tours
- Flexible mounting options
- Vandal-resistant

CBC (Europe)'s new high-resolution dome camera is a fully programmable compact PTZ, available in indoor or outdoor mounting options.

A 12x optical zoom provides crystal-clear images and a 1.0 lux sensitivity ensures good performance under even the most demanding conditions.

The ZC-PT212P and the ZC PT212-XT provide the ideal surveillance solution, with high-speed (300°/s) pan speed and tilt control and a variety of programmable functions, including: auto pan, preset patrol tour, cruise tour, auto home position return and auto flip.

Proportional pan/tilt speed to zoom ratio give allows greater control of the dome for tracking and fine adjustment. Over 250 presets, 8 tours and auto pan make operation and control very simple.

The built-in multi-protocol and range of mounting options allows flexibility and expandability in environments with existing infrastructure or equipment.

### Perfect Partners



ZCA-SC201  
Page 61



C-MP4 Range  
Page 56

MODEL	ZC PT212P	ZC PT212P-XT
TV System	PAL	PAL
Sensor	1/4" Super Hyper HAD	1/4" Super Hyper HAD
Zoom Ratio	12x optical 10x digital	12x optical 10x digital
	4-48mm	4-48mm
Resolution	480TVL	480TVL
Protocols	Include Ganz PT Pelco Phillips AD	Include Ganz PT Pelco Phillips AD
Power Supply	12V DC	12V DC
IP Rating	Indoor only	IP65









### Ordering Codes:

ZC PT212P Internal 12x Optical High Speed Dome c/w PSU and Surface Mount Bracket  
 ZC PT212P-XT External 12x Optical High Speed Dome c/w PSU and Surface Mount Bracket

# ZC PT SERIES

Internal & External Accessories

Cameras

<p>Internal flush mount <b>Ordering Codes:</b> ZCA TB200A (flush mount T bar)</p>	 <p>Internal gooseneck arrangement <b>Ordering Codes:</b> ZCA GT200 (gooseneck bracket) ZCA IPA (adapter)</p> 
<p>Internal pendant mount (250mm drop) <b>Ordering Codes:</b> ZCA ST25 (pendant pole 250mm) ZCA IPA (adapter)</p> 	<p>Internal pendant mount (500mm drop) <b>Ordering Codes:</b> ZCA ST50 (pendant pole 500mm) ZCA IPA (adapter)</p> 
<p>Internal wall arrangement <b>Ordering Codes:</b> ZCA GT100 (wall bracket) ZCA IPA (adapter)</p> 	<p>External gooseneck arrangement <b>Ordering Codes:</b> ZCA GT200 (gooseneck bracket) ZCA IPA 2 (adapter)</p> 
<p><b>Ordering Codes:</b> ZCA CST Corner mount unit</p> 	<p><b>Ordering Codes:</b> ZCA PWD Pole mount unit</p> 

Lenses

Cameras

Hardware

Control Room

IP Media & Transmission

Radar Detection

ANPR

Accessories

A wide range of receivers are perfect partners for the ZP-TX series of matrices and transmitters, which, in conjunction with the ZP-TX1500SC 'starcad converter', will allow the control of a wide variety of PT heads. A ZP-RX100 dome interface allows control of many different types of PTZ dome. Specify desired protocol at time of purchase.

Alarms can be added to the system using the ZP-TX1500/AL16, 16 input alarm cards. Up to six of these can be added, providing up to 92 inputs. The alarm cards can be distributed anywhere along the RS485 bus, allowing flexible installation and wiring.