



DS306E PIR Detector



- ▶ **Motion Analyzer II processing**
- ▶ **Field replaceable pointable mirrors**
- ▶ **Three coverage patterns**
- ▶ **Four mounting options**

The wall mount DS306E PIR Detector has field replaceable pointable mirrors and uses Motion Analyzer II signal processing to reduce false alarms. The detector's optics, coverage patterns, and mounting options provide installation flexibility.

Functions

Signal Processing

Motion Analyzer II uses multiple thresholds and timing windows to analyze timing, amplitude, duration, and signal polarity to make an alarm decision.

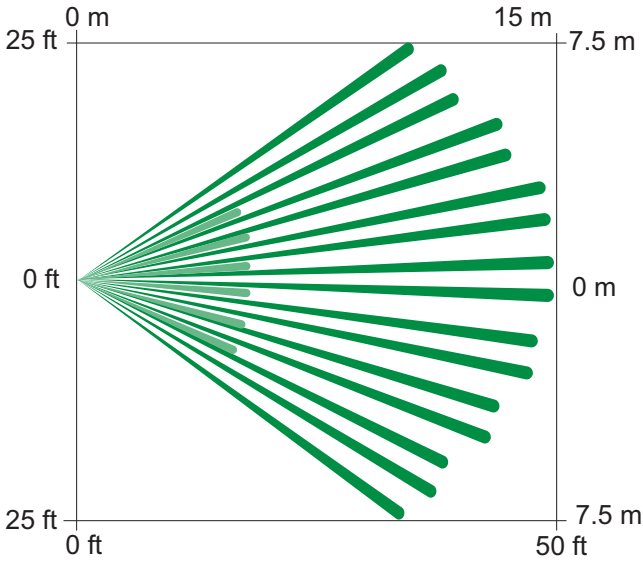
Certifications and Approvals

Region	Certification	
Europe	CE	89/336/EEC, EN55022:1998 +A1:2000 +A2:2003, EN50130-4:1996 +A1:1998 +A2:2003, EN61000-4-2:1995 +A1:1998 +A2:2001, EN61000-4-3:2002 +A1:2003, EN61000-4-4:1995 +A1:2000 +A2:2001, EN61000-4-5:1995 +A1:2001, EN61000-4-6:1996 +A1:2001 +A2:2001, EN61000-4-11:1994 +A1:2001, EN60950-1:2001
USA	UL	DS306E only:
Sweden	INTYG	DS306E only: Nr04-753
France	AFNOR	NF, A2P

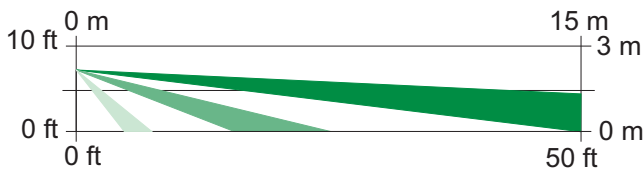
Installation/Configuration Notes

Mounting Considerations

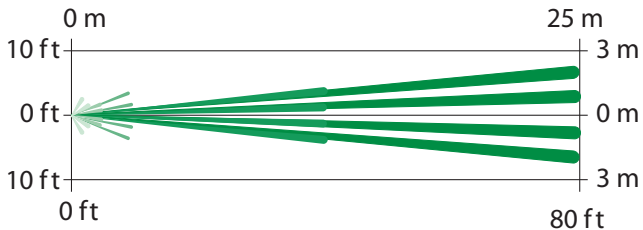
The DS306E PIR Detector tolerates temperature changes resulting from heaters, air conditioners, and drafts. It also tolerates light fluctuations resulting from sunlight, lightning, and moving headlights.



Top View
Standard Broad Coverage 15 m x 15 m (50 ft x 50 ft)




Side View
Standard Broad Coverage 15 m x 15 m (50 ft x 50 ft)



Top View
Optional Barrier Coverage: (OMB77) 25 m x 5 m (80 ft x 16 ft)



Side View
Optional Barrier Coverage: (OMB77) 25 m x 5 m (80 ft x 16 ft)



Top View
Optional Long Range Coverage: (OMLR77) 40 m x 3 m (120 ft x 10 ft)



Side View
Optional Long Range Coverage: (OMLR77) 40 m x 3 m (120 ft x 10 ft)

Technical Specifications

Enclosure Design

Material: High impact ABS plastic enclosure
 Dimensions: 14.6 cm x 9.5 cm x 6.4 cm
 (5.75 in. x 3.75 in. x 2.5 in.)

Environmental Considerations

Operating Temperature: -40°C to +49°C (-40°F to +120°F)
 For UL Listed applications, +0°C to +49°C (+32°F to 120°F).

Radio Frequency Interference (RFI) Immunity: No alarm or setup on critical frequencies in the range from 26 MHz to 950 MHz at 50 V/m.

Mounting

Height Range: 2 m to 2.6 m (6.5 ft to 8.5 ft) recommended
 Location: Surface or corner mount

Pattern Pointability: Coverage is adjustable ±10° horizontally, +1° to -17° vertically.

Outputs

Alarm: Form A contacts rated at 3.0W, 125 mA at 28VDC for resistive loads.

Tamper: Normally-closed. Contacts rated at 28 VDC, 125 mA maximum.

Power Requirements

Current Draw: 15 mA at 12 VDC
 Voltage: 6 VDC to 15 VDC

Ordering Information

DS306E Wall Mount PIR Detector DS306E Wall Mount PIR Detector	DS306E
DS306E Wall Mount PIR Detector for France DS306E Wall Mount PIR Detector; for use in France	DS306E-FRA
Accessories	
B328 Gimbal-mount Bracket Mounts on a single-gang box and allows rotation of a detector. Wires are hidden inside.	B328
Swiveling B335-3 low-profile mount Swiveling, low-profile, plastic mount for wall mounting. The vertical swivel range is +10° to -20°, while the horizontal swivel range is ±25°. Available in triple packs.	B335-3
OMB77-3 Barrier Mirror Provides barrier coverage with a 25 m x 5 m (80 ft x 16 ft) pattern. Shipped in packages of three.	OMB77-3
OMLR77-3 Long-range Mirror Provides long-range coverage with a 40 m x 3 m (120 ft x 10 ft) pattern. Shipped in packages of three.	OMLR77-3
TC6000 Test Cord Test cord for connecting a compatible detector's test pins to a voltmeter. It is 4.6 m (15 ft) long.	TC6000

Americas:
Bosch Security Systems, Inc.
130 Perinton Parkway
Fairport, New York, 14450, USA
Phone: +1 800 289 0096
Fax: +1 585 223 9180
security.sales@us.bosch.com
www.boschsecurity.us

Europe, Middle East, Africa:
Bosch Security Systems B.V.
P.O. Box 80002
5600 JB Eindhoven, The Netherlands
Phone: + 31 40 2577 284
Fax: +31 40 2577 330
emea.securitysystems@bosch.com
www.boschsecurity.com

Asia-Pacific:
Robert Bosch (SEA) Pte Ltd, Security Systems
11 Bishan Street 21
Singapore 573943
Phone: +65 6258 5511
Fax: +65 6571 2698
apr.securitysystems@bosch.com
www.boschsecurity.com

Represented by