

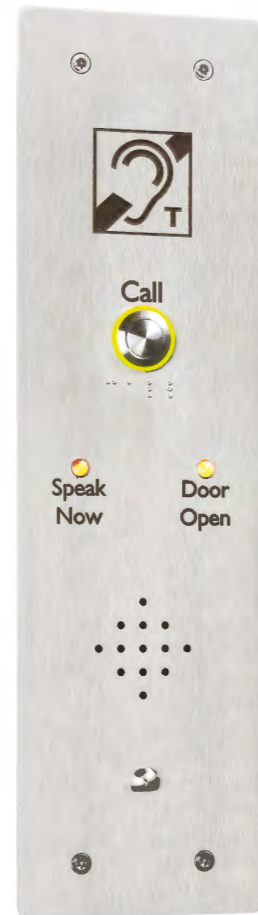
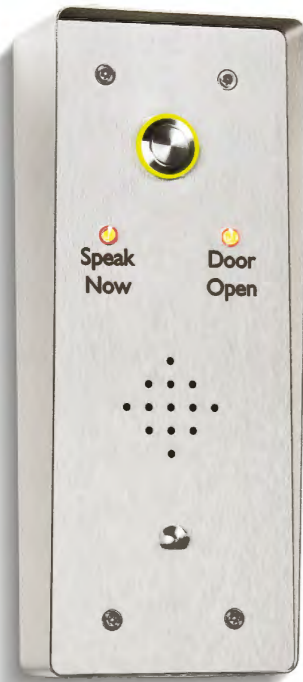
# DDA door entry systems

## DDA-disability discrimination act

**These door entry panels and systems are designed to meet the requirements of the Disability Discrimination Act (DDA). This Act requires service providers and landlords to consider making reasonable adjustments to the physical features of their premises to overcome physical barriers to access.**

The Bell DDA panels have been designed to address the varying interpretations and compliance with the legislation with regards to door entry systems.

All panels are manufactured in 2.5mm 316 marine grade stainless steel and can be flush or surface mounted.



**Each panel has one or more of the following;**

#### For the partially sighted

Each vandal resistant push button has a 'high-visibility' halo ring.

#### For the deaf or 'hard of hearing'

Each panel includes two bright indicator lights; one permanently engraved with 'Speak Now' for when a call has been answered, and the other engraved 'Door Open' for when the resident has triggered the lock release.

#### For wheelchair users

Panels with an extended length can be used that facilitates operation from both able-bodied and wheelchair users at different heights; the one station panel includes two high-visibility 'halo' buttons.

Options;




#### Panel Inductive Loop

Many door entry specifications now require the inclusion of an inductive loop facility on the door panel for benefit of hearing-aid users. The model PANEL-IDL can be included on any of our vandal resistant panels. The weather resistant module is permanently fixed to the rear of the panel with the front being engraved with the internationally recognised symbol.



#### Braille

In addition to the two styles of push button some building specifiers request additional characters in Braille. Braille can be included on any of our vandal resistant style panels with permanent raised steel 'pin-heads'. Any Braille character can be used including numbers and text.



#### Illuminated push-buttons

These vandal resistant stainless steel push buttons are offered as an alternative to the standard high-visibility 'halo' buttons. They are permanently lit with a bright green ring to aid partially sighted visitors.



#### Resident or Employee facilities

Added options include; a panel-mount proximity reader for resident or employee access, keypad for resident access, a CCD camera for connection to a video telephone and Tradesmen facilities.

### 1. Standard DDA systems - model DDA/VR

These are general DDA door entry systems that include;

- DDA panel with 'halo' buttons and indicator lights
- Integral speech unit
- 12V DC power supply
- Model 801 standard wall-mounting telephones
- Model 203 fail-secure lock release

#### Ordering information

Order using model DDA-n/VR where n is the number of stations for systems with a flush panel or model DDA-n/VRS for systems with a surface panel. e.g. DDA-1/VR is a complete 1 station flush system and DDA-4/VRS is a 4 station surface system (for tradesmen facility, add the code TRDDA)



**Model DDA1/VR**  
1 way audio system

### 2. Video DDA door entry systems - model DDA-BS/VR

These are general DDA door video entry systems that include;

- DDA panel with CCD camera and infra-red lamps and indicator lights
- Integral speech unit
- 12V DC power supply
- Model BS bellissimo standard wall-mounting video telephones
- Panel and telephone controllers
- Model 203 fail-secure lock release

#### Ordering information

Order using model DDA-BSn/VR where n is the number of stations. e.g. DDA-BS1/VR is a complete 1 station video system and DDA-BS4/VR is a 4 station system (for tradesmen facility, add the code TRDDA)



**Model DDABS1/VR**  
1 way video system